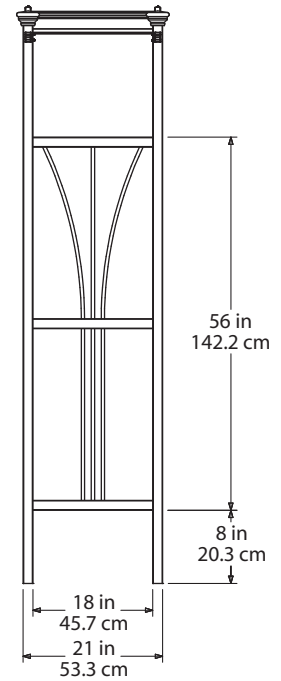
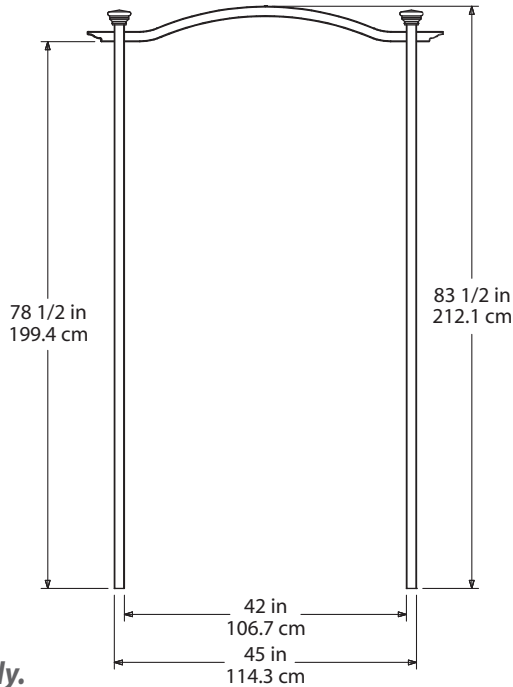



The London Arbor



Please read through before starting assembly.

IMPORTANT: CHECK THE INSIDE OF YOUR POSTS FOR ALL MATERIALS.

Check Box for These Contents

In the event of missing or defective parts please call our customer service dept. at **1 800 282 9346, ext #20** (Mon. to Fri. 8:00 AM to 4:00 PM EST).

1. Arches (2)
2. Arch Rafters (5)
3. Post Caps (4)
4. Left Posts (2)
5. Right Posts (2)
6. Side Panel Top Horizontal Rails (2)
7. Side Panel Bent Vertical Spindles (4) 56.448 in.
8. Side Panel Middle Straight Vertical Spindles (2) 55.375 in.
9. Side Panel Middle Horizontal Rail (2)
10. Side Panel Bottom Horizontal Rail (2)
11. Ground Anchoring Stakes (4)
12. 1 1/4 in (3.17cm) Self Augering Screws (34)
13. 5/8 in (1.59cm) Self Augering Screws (8)

Tools You Will Need

- Cordless Drill
- Level
- Stool or Short Ladder
- Shovel

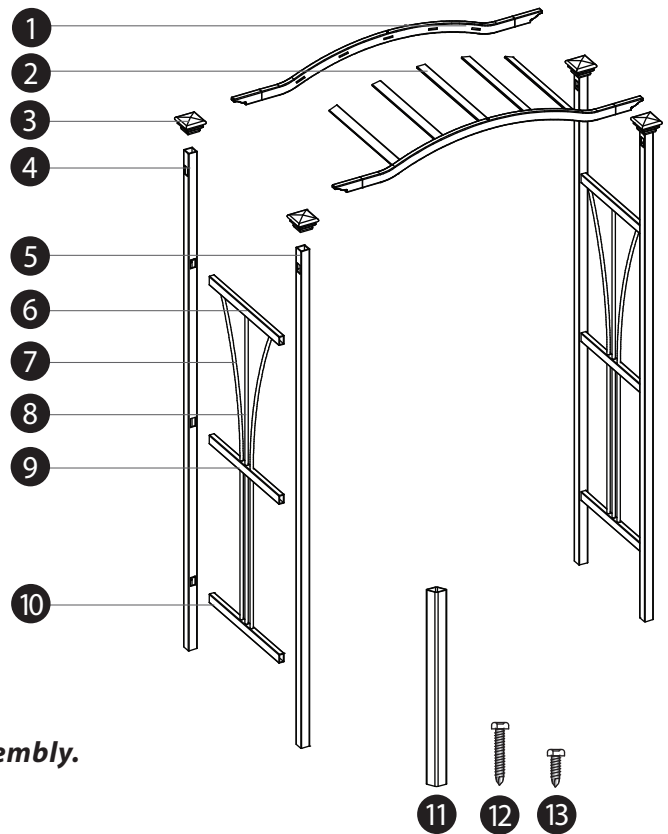
Assembly Time

- Approximately 30 minutes (2 People)

General Information

Read Instructions through carefully before beginning assembly.

- When assembling components, place on a non-abrasive surface (i.e. shipping box) to avoid scratching.
- We recommend an area approx 10 ft. x 8 ft. for unobstructed assembling.
- You should not need to use excessive force when assembling components.



Not to Scale