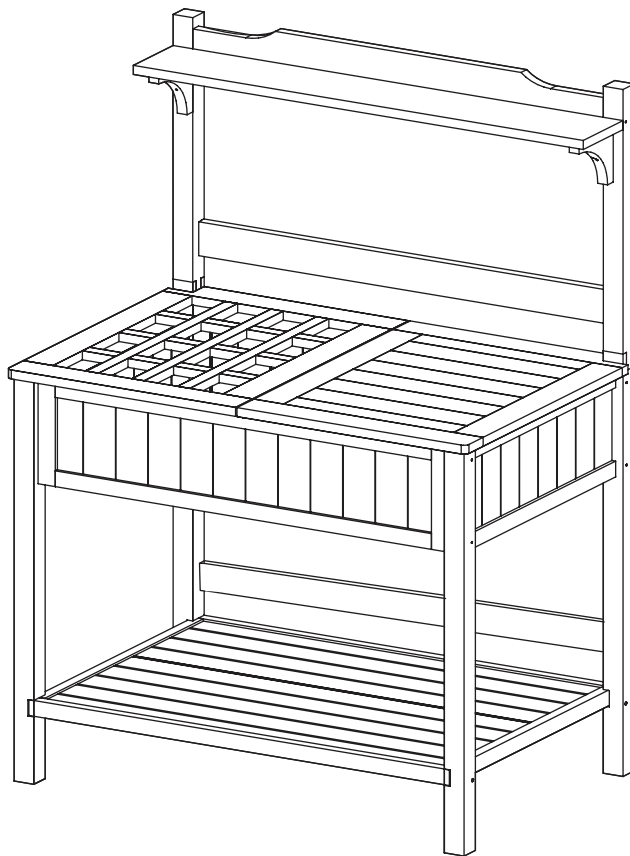


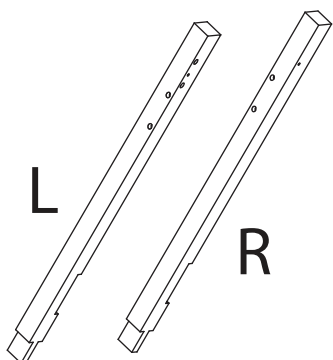
## CARE INSTRUCTIONS

Thank you for choosing northbeam<sup>™</sup> POTTING BENCH WITH RECESSED STORAGE. With a little care and maintenance, the northbeam<sup>™</sup> POTTING BENCH WITH RECESSED STORAGE will provide you with comfort and enjoyment for many years to come!

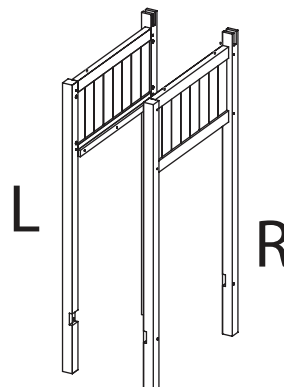
- To clean panels, use clean water on a damp cloth.
- When assembling northbeam<sup>™</sup> POTTING BENCH WITH RECESSED STORAGE, please handle all the panels and/or hardware with care to avoid any possibilities of damages and/or injuries.



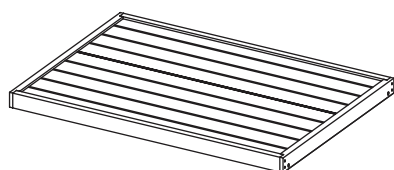
NOTE: Please read all instructions carefully before starting assembly. Also, we recommend that the unit is fully assembled on a level surface. Two people are recommended to assemble this product. DO NOT over torque screws and bolts.



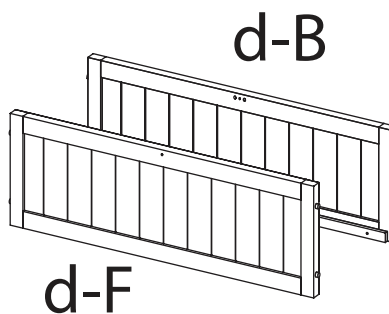
**a** SIDE PANEL TOP POST X 1PC



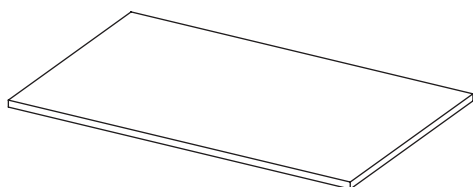
**b** SIDE PANEL X 1PC



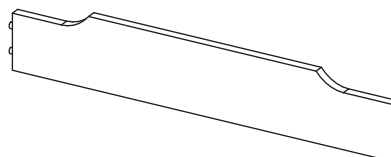
**c** BOTTOM SHELF X 1PC



**d** FRONT/ BACK PANEL X 1PC

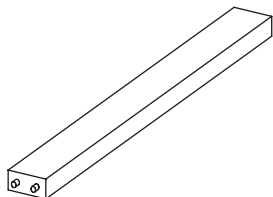


**e** STORAGE FLOOR PANEL X 1PC

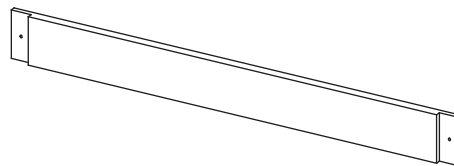


**f** TOP SHELF BACK PANEL X 1PC

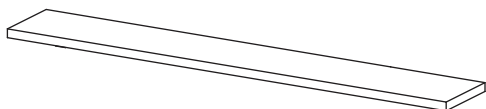
NOTE: Please read all instructions carefully before starting assembly.  
 Also, we recommend that the unit is fully assembled on a level surface.  
 Two people are recommended to assemble this product.  
 DO NOT over torque screws and bolts.



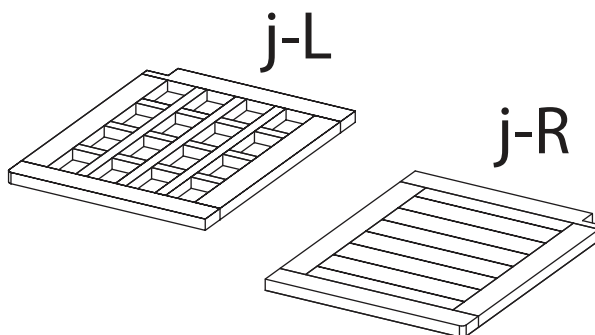
**g** TABLE TOP CROSSBAR X 1PC



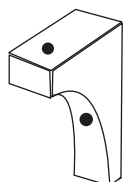
**h** CROSSBAR X 2PCS



**i** TOP SHELF X 1PC

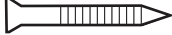


**j** TABLE COVER X 1PC




**k** SHELF BRACKET X 2PCS


NOTE: Please read all instructions carefully before starting assembly.  
 Also, we recommend that the unit is fully assembled on a level surface.  
 Two people are recommended to assemble this product.  
 DO NOT over torque screws and bolts.


A  3.8X35mm SCREW **10+1PCS**

B  3.8X60mm SCREW **10+1PCS**

C  6X60mm BOLT **4+1PCS**

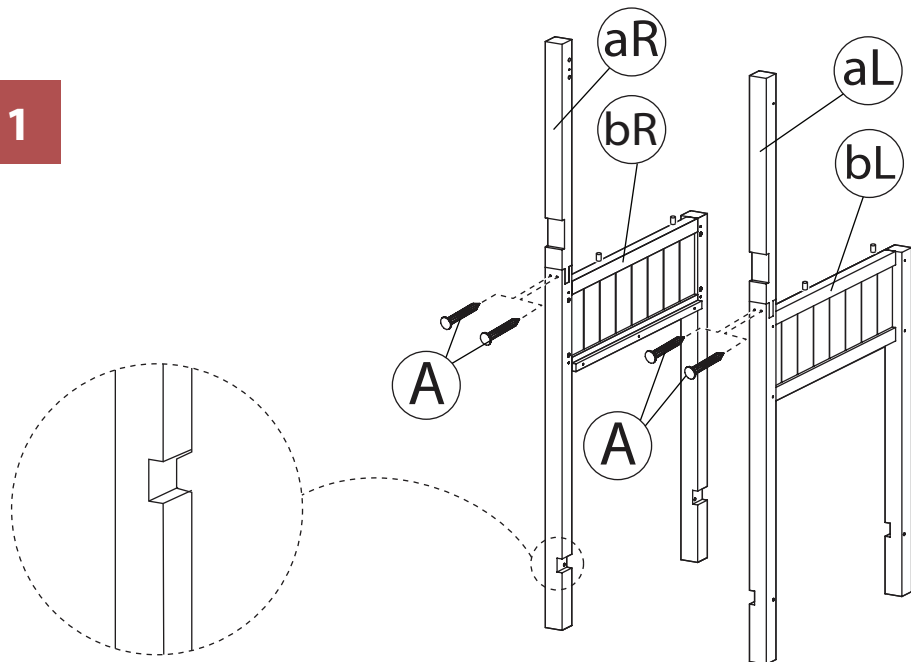
D  3.8X50mm SCREW **4+1PCS**

E  6X70mm BOLT **4+1PCS**

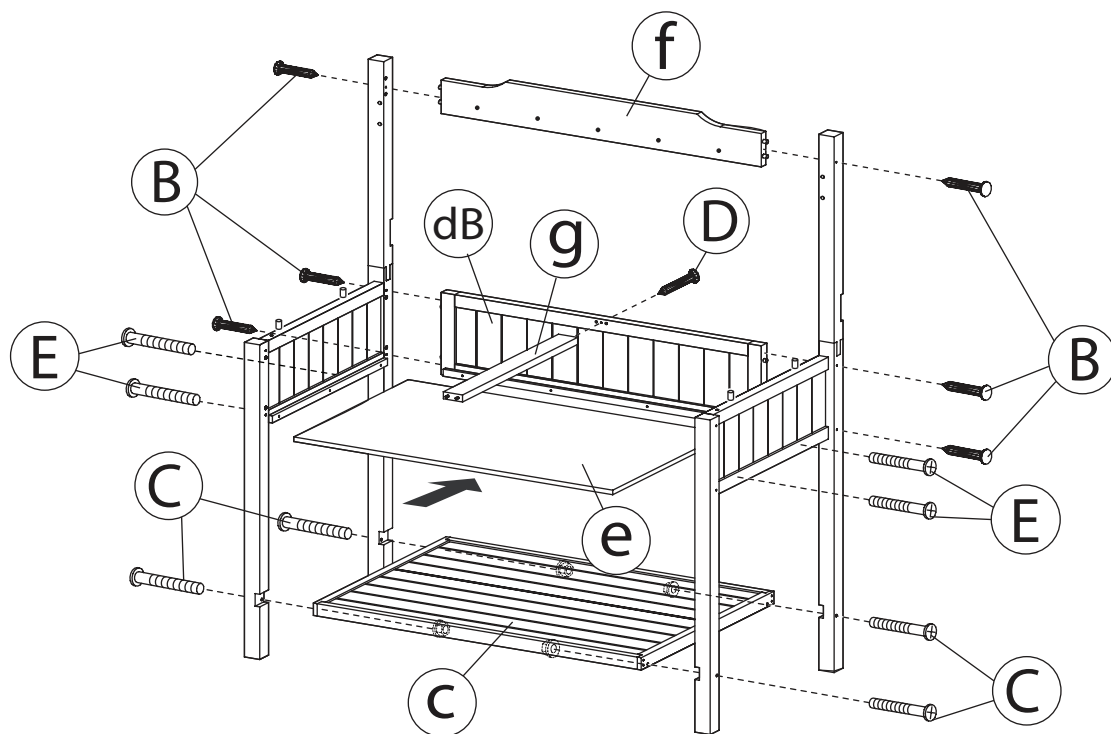
F  METAL HOOK **5PCS**

NOTE: Please read all instructions carefully before starting assembly.  
Also, we recommend that the unit is fully assembled on a level surface.  
Two people are recommended to assemble this product.  
DO NOT over torque screws and bolts.

1

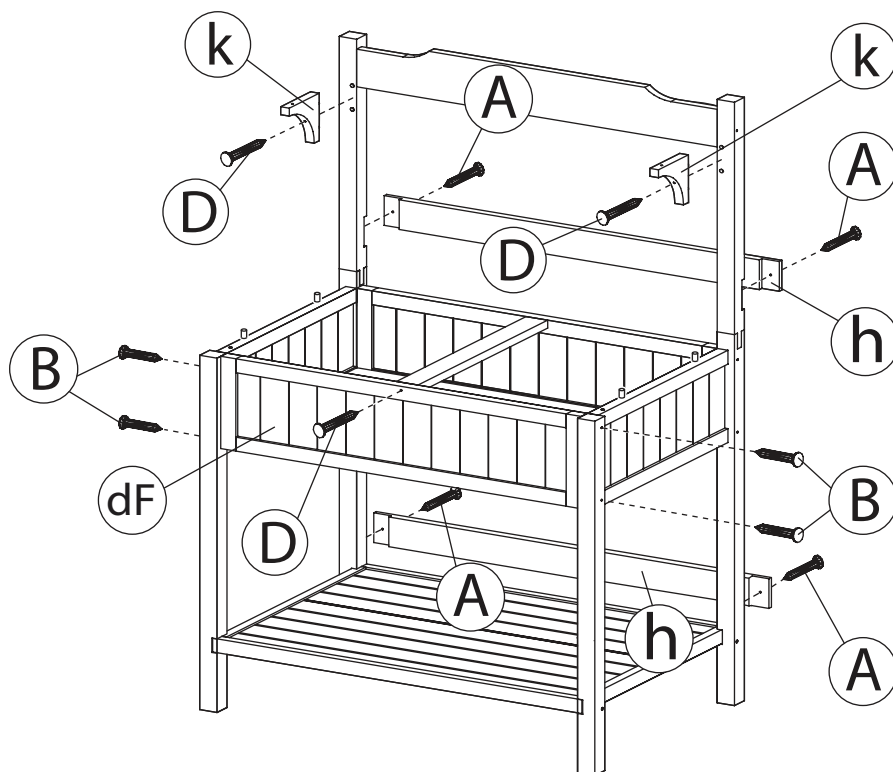


2

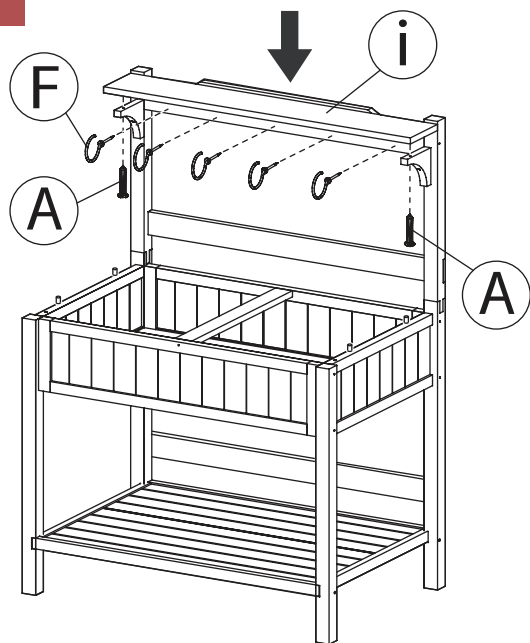


NOTE: Please read all instructions carefully before starting assembly.  
 Also, we recommend that the unit is fully assembled on a level surface.  
 Two people are recommended to assemble this product.  
 DO NOT over torque screws and bolts.

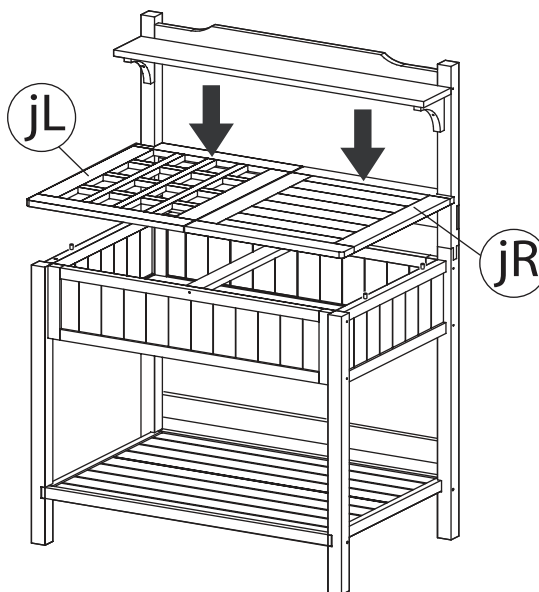
3



4



5



NOTE: Please read all instructions carefully before starting assembly.  
 Also, we recommend that the unit is fully assembled on a level surface.  
 Two people are recommended to assemble this product.  
 DO NOT over torque screws and bolts.

Please check contents before assembly. If any items are missing or damaged, do not take the unit back to the store. Call (775) 629-5029 or email: [service@merryproducts.com](mailto:service@merryproducts.com) for customer service and we will save you time by correcting any problems directly for you.

NOTE: Please read all instructions carefully before starting assembly. Also, we recommend that the unit is fully assembled on a level surface. Two people are recommended to assemble this product. DO NOT over torque screws and bolts.