

COOKTOP

SPECIFICATIONS

MODEL# COS-640STX-E

FEATURES



DROP-IN STYLE GAS COOKTOP

INCLUDES WOK GRATE ATTACHMENT

CONSTRUCTED WITH 304 STAINLESS STEEL

FLAME FAILURE TECHNOLOGY


ELECTRONIC IGNITION

EASY TO CLEAN

All the power and control of a Cosmo Cooktop packed into a compact yet efficient gas operated appliance. The COS-640 STX-E provides a modern and stylish finish so you have the freedom to cook multiple dishes at once, even in small spaces with finesse.

DIMENSIONS

W= 22.8" in. , D= 20" in. , H= 3.4" in.



Cutout Dimension	22.8 Inch
Actual Dimension	See Page 2 for Dimensions
Voltage	120V/60Hz
Cooktop Type	Drop-In
Control Type	Metal Constructed Knobs
Material	304 Stainless Steel

Includes	Wok Grate Attachment
Warranty	Limited 5-Year Parts Warranty
BTUs/Burner Type	- 16,000/ Triple Ring Burner - 6,800 / Semi Rapid Burner - 6,800 / Semi Rapid Burner - 5000 / Auxiliary burner



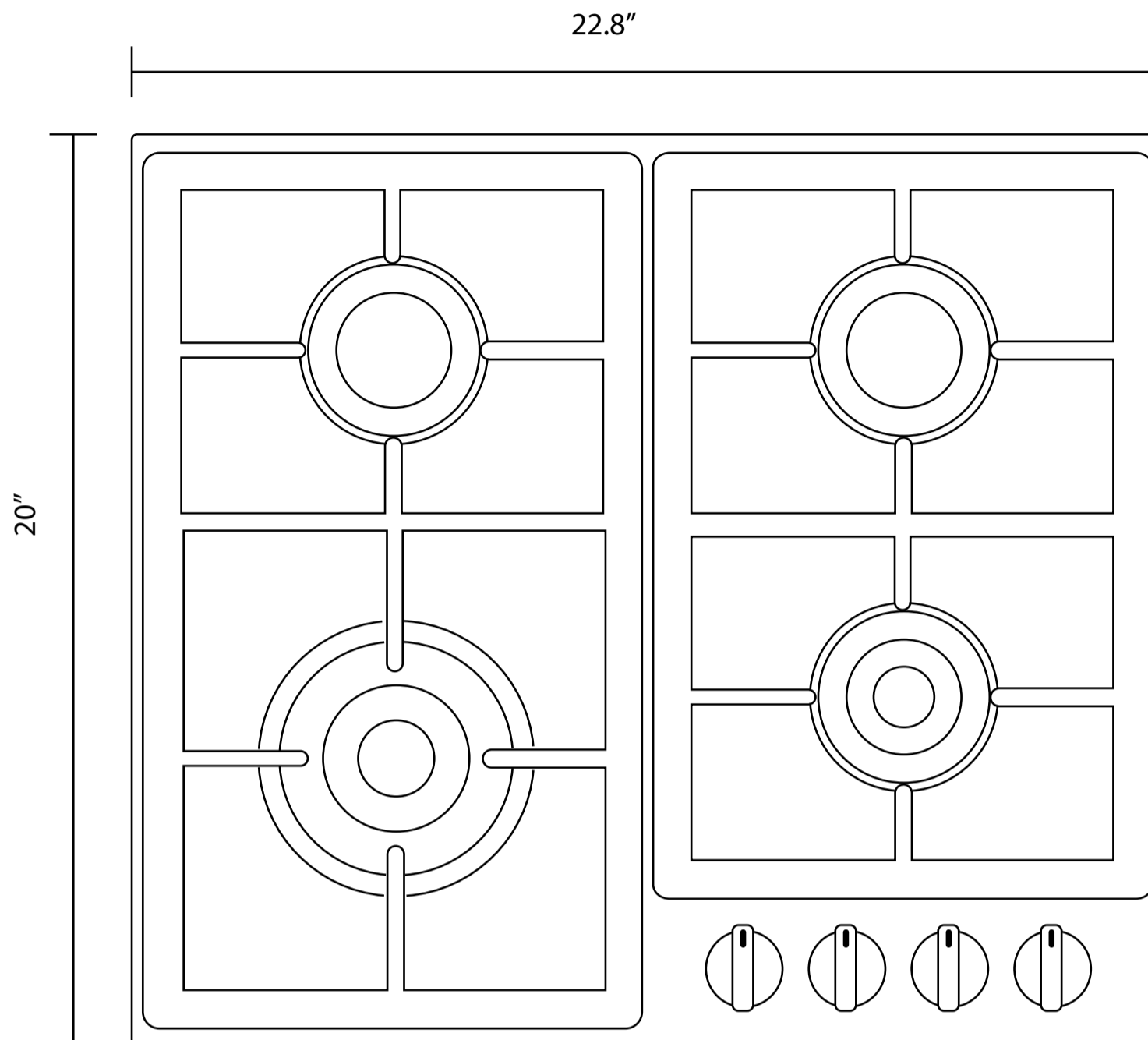
COOKTOP

MODEL# COS-640STX-E

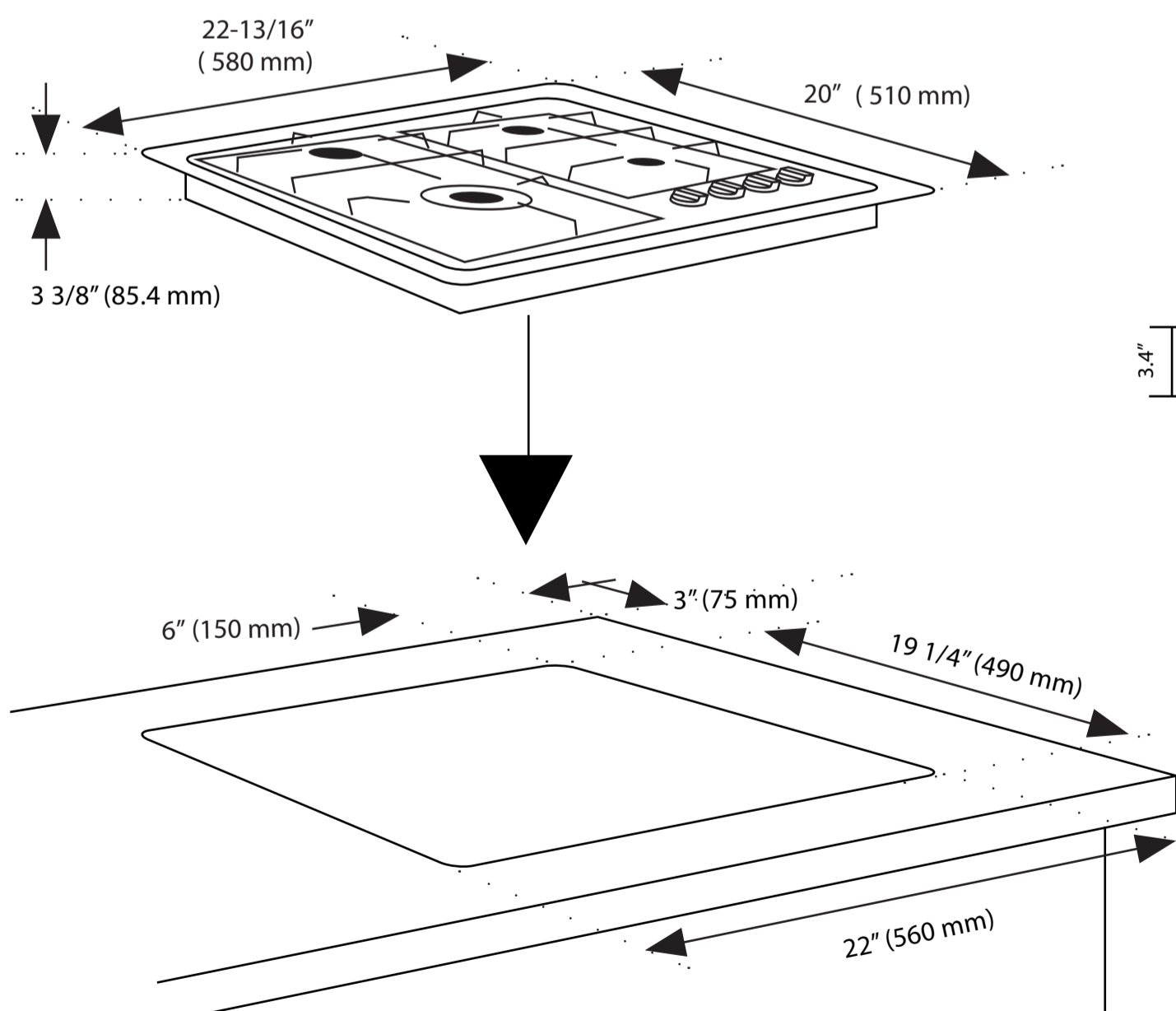
DIMENSIONS

W= 22.8" in. D= 20" in. H= 3.4" in.

Top View



Cut-Out View



Front (Installed View)

