



ASSEMBLY INSTRUCTIONS ISLANDER SLING CHAIR

PARTS LIST

- Chair Assembly
- Top Dowel (longer of two)
- Bottom Dowel (shorter of two)
- Seat Fabric
- Pillow




ASSEMBLED CHAIR

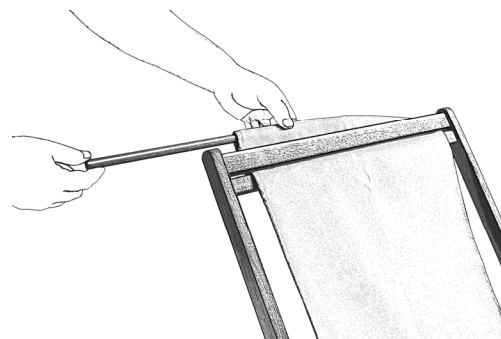


Product Made in Vietnam

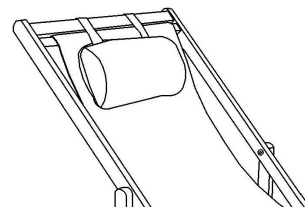
STEP 1 Unpack chair and remove shipping ties. Hold chair as shown below and pull apart.



STEP 2 Thread fabric through top of chair and insert top dowel. Repeat process for lower end of chair using the bottom dowel.



STEP 3 Rest pillow on top of chair secured by counterweight in back.





ASSEMBLY INSTRUCTIONS

ISLANDER SLING CHAIR

ENVIRONMENT

Congratulations, your purchase of Arboria furniture helps to support sustainable forest management. Arboria is dedicated to seeking out high quality wood sources which are grown and harvested using sustainable, environmentally responsible forestry techniques worldwide. You can trust the Arboria name for environmentally conscious, exceptional outdoor products.

ABOUT YOUR PRODUCT

Your furniture is made from strong and durable hardwood that will provide many years of handsome service. Your furniture has been finished with a deep penetrating linseed oil based coating that will preserve and enhance the wood's natural beauty. This factory applied oil has UV-inhibitors and is mildew resistant to protect from the damaging effects of sunlight and moisture, however, like all wood products subjected to weather, small hairline cracks may develop. These should in no way impair the strength and usefulness of the furniture.

CARE AND MAINTENANCE

To condition or recondition the wood in your furniture we recommend usage of a number of widely available furniture oils. Conditioning before first use is optional, but if choosing to do so, it is easiest to apply prior to assembly. This conditioning will revitalize the wood after what may have been a long duration since it received its factory applied oil finish. Howard's Orange Oil comes in a handy spray bottle (www.howardproducts.com, 1.800.266.9545), and Watco makes a series of quality products including Teak Oil (www.westernwooddoctor.com, 1.800.323.3584). Regular reconditioning will keep the furniture looking its best. Before storing or covering for the winter is a good time to recondition and to retighten bolts and screws that have loosened with use.

After 12-48 months your furniture may have silvered under the sun's rays. This is a natural occurrence and is often viewed as a favorable state. Alternatively, if you wish to recapture a darker look, we recommend applying an oil stain. Two good options are Cabot's Stain (www.cabotstain.com, 1.800.USStain) and Penofin's Hardwood Penetrating Oil Finish (www.penofin.com, 1.800.PENOFIN). Both are widely available and contain solids that will restore a darker color to the wood. Please be sure to follow the manufacturer's directions for preparation and application. Clean fabric with a mild solution of warm water and dish soap (no dishwashing detergent). Gently scrub soiled area with a rag or sponge, then rinse with warm water.