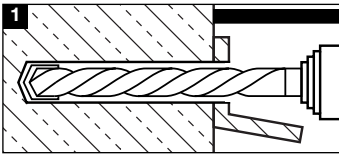
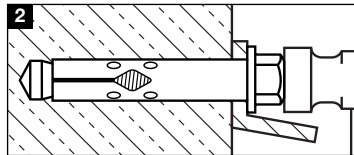


HLC Sleeve Anchor 4.3.11

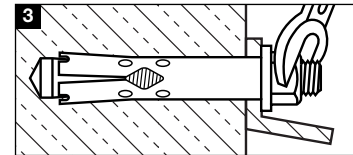
4.3.11.4 Installation Instructions



1. **Drill:** Drill the hole. Clean hole with blow out bulb. For hollow masonry, switch to drilling only mode before penetrating backside.



2. **Insert:** With the bolt flush to the top of the nut, drive the sleeve anchor into the hole.




3. **Set:** Tighten anchor to the recommended torque value. Over-torquing will reduce the pullout and shear loads.

4.3.11.5 Ordering Information



Round Head Slotted (RS)

Description	Item No.	Bit Diameter ¹ in.	Bolt Diameter in.	Minimum Emed. Depth in. (mm)	Fastens Materials Up To in. (mm)	Box Qty
Sleeve Anchor RS 1/4 x 1-1/4	00336238	1/4	3/16	1 (25)	1/4 (6.4)	100
Sleeve Anchor RS 1/4 x 2	00336239	1/4	3/16	1 (25)	1 (25)	100
Sleeve Anchor RS 1/4 x 4	00336240	1/4	3/16	1 (25)	3 (76)	100



Bolt Head (H)

Description	Item No.	Bit Diameter ¹ in.	Bolt Diameter in.	Minimum Emed. Depth in. (mm)	Fastens Materials Up To in. (mm)	Box Qty
Sleeve Anchor H 5/16 x 1-5/8	00336244	5/16	1/4	1 (25)	5/8 (16)	100
Sleeve Anchor H 5/16 x 2-5/8	00336245	5/16	1/4	1 (25)	1-5/8 (41)	100
Sleeve Anchor H 3/8 x 1-7/8	00336252	3/8	5/16	1-1/4 (32)	5/8 (16)	50
Sleeve Anchor H 3/8 x 3	00336253	3/8	5/16	1-1/4 (32)	1-3/4 (44)	50
Sleeve Anchor H 1/2 x 2-1/4	00336259	1/2	3/8	1-1/2 (38)	3/4 (20)	50
Sleeve Anchor H 1/2 x 3	00336260	1/2	3/8	1-1/2 (38)	1-1/2 (38)	25
Sleeve Anchor H 1/2 x 4	00336261	1/2	3/8	1-1/2 (38)	2-1/2 (64)	25



Flat Phillips Head (FPH)

Description	Item No.	Bit Diameter ¹ in.	Bolt Diameter in.	Minimum Emed. Depth in. (mm)	Fastens Materials Up To in. (mm)	Box Qty
Sleeve Anchor FPH 1/4 x 1-3/8	00336234	1/4	3/16	1 (25)	3/8 (10)	100
Sleeve Anchor FPH 1/4 x 2	00336235	1/4	3/16	1 (25)	1 (25)	100
Sleeve Anchor FPH 1/4 x 3	00336236	1/4	3/16	1 (25)	2 (51)	100
Sleeve Anchor FPH 1/4 x 4	00336237	1/4	3/16	1 (25)	3 (76)	100
Sleeve Anchor FPH 3/8 x 2-7/8	00336248	3/8	5/16	1-1/4 (32)	1-1/2 (38)	50
Sleeve Anchor FPH 3/8 x 4	00336249	3/8	5/16	1-1/4 (32)	2-3/4 (70)	50
Sleeve Anchor FPH 3/8 x 5	00336250	3/8	5/16	1-1/4 (32)	3-3/4 (95)	25
Sleeve Anchor FPH 3/8 x 6	00336251	3/8	5/16	1-1/4 (32)	4-3/4 (120)	25

¹ For Hilti matched tolerance carbide tipped drill bits, see section 8.4.1.

Definition of Nomenclature

Sleeve Anchor **AC 1/4 X 1-3/8**

Nut Configuration

Outside diameter of sleeve, see tables for threaded bolt diameter

A: the overall length from bottom of washer to end of sleeve