



Buy it for looks. Buy it for life.®

Specifications

DESCRIPTION

- Metal construction with various finishes identified by suffix
- Designed to be installed through 2, 1-1/4" dia. holes 8" on center
- 3/4" MNPT connections
- Single function handheld shower
- 59" double interlock spiral hose (metal)
- Includes integral dual check valves for backflow protection


OPERATION

- Lever style handles
- Maximum handle rotation angle is 90° to full on for either handle
- Rotate hot side counterclockwise to open and clockwise to close
- Rotate cold side clockwise to open and counterclockwise to close
- Lever diverter to switch between tub spout and handshower

FLOW

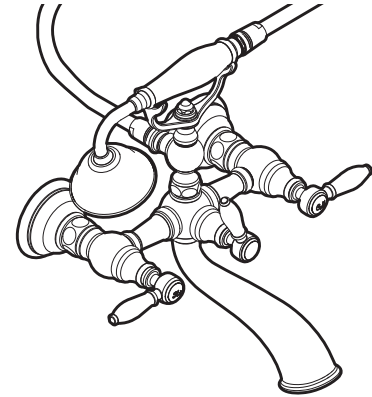
- Faucet designed to deliver 10.0 gpm (37.9 L/min) at 45psi
- Handshower designed to deliver 2.0gpm (7.6 L/min) at 80psi

STANDARDS

- Third party certified to ASME A112.18.1/CSA B125.1, and all applicable requirements referenced therein
-  ADA for lever handles

WARRANTY

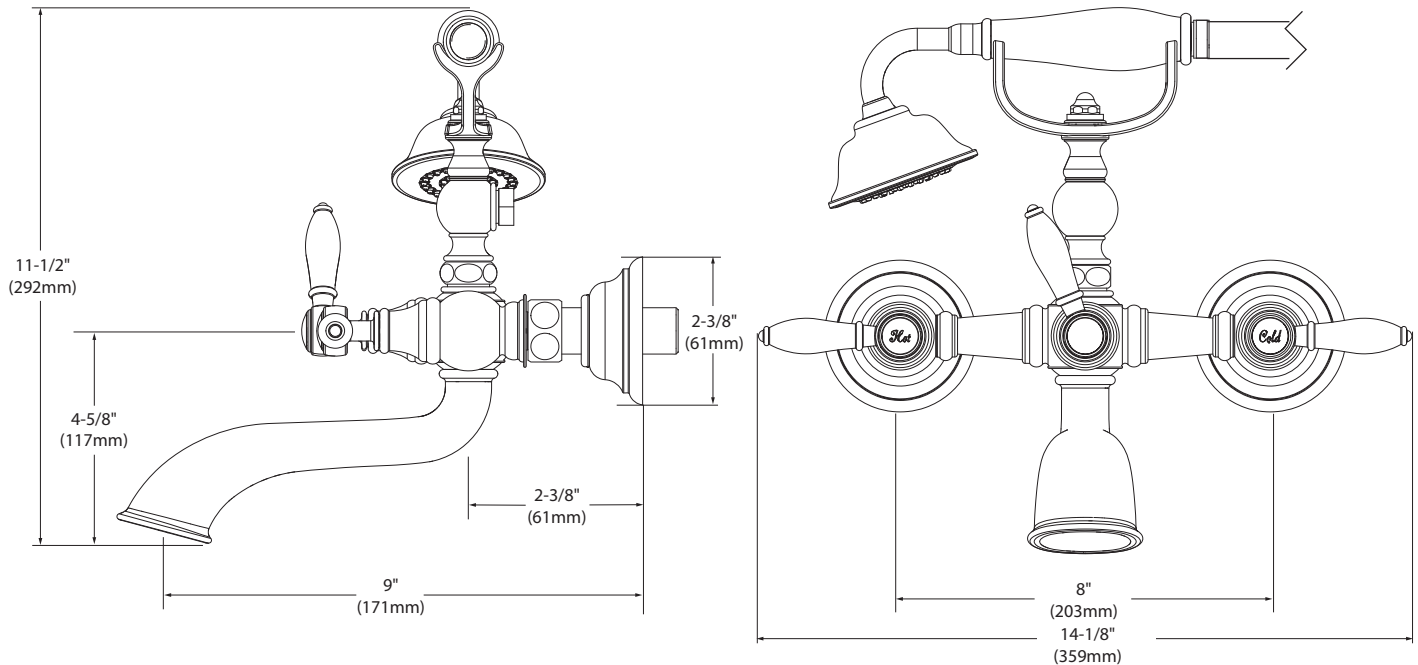
- Lifetime limited warranty against leaks, drips and finish defects to the original consumer purchaser
- 5 year warranty if used in commercial installations



WEYMOUTH™ Two-Handle Wall Mount Tub Filler Faucet

Model: S22110 series

SEE SECOND PAGE FOR
FULL FLOOR MOUNT TUB FILLER



CRITICAL DIMENSIONS

(DO NOT SCALE)

FOR MORE INFORMATION CALL: 1-800-BUY-MOEN

www.moen.com



Buy it for looks. Buy it for life.®

Specifications

DESCRIPTION

- Metal construction with various finishes identified by suffix
- Designed to be installed through 2, 2-1/2" dia. holes 8" on center
- 3/4" MNPT connections
- Single function handheld shower
- 59" double interlock spiral hose (metal)
- Includes integral dual check valves for backflow protection

OPERATION

- Lever style handles
- Maximum handle rotation angle is 90° to full on for either handle
- Rotate hot side counterclockwise to open and clockwise to close
- Rotate cold side clockwise to open and counterclockwise to close
- Lever diverter to switch between tub spout and handshower

FLOW

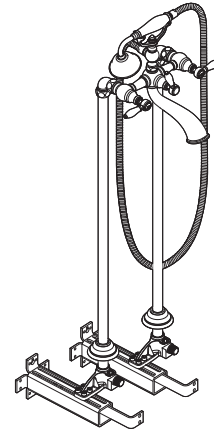
- Faucet designed to deliver 10.0 gpm (37.9 L/min) at 45psi
- Handshower designed to deliver 2.0gpm (7.6 L/min) at 80psi

STANDARDS

- Third party certified to ASME A112.18.1/CSA B125.1, and all applicable requirements referenced therein
- ADA for lever handles

WARRANTY

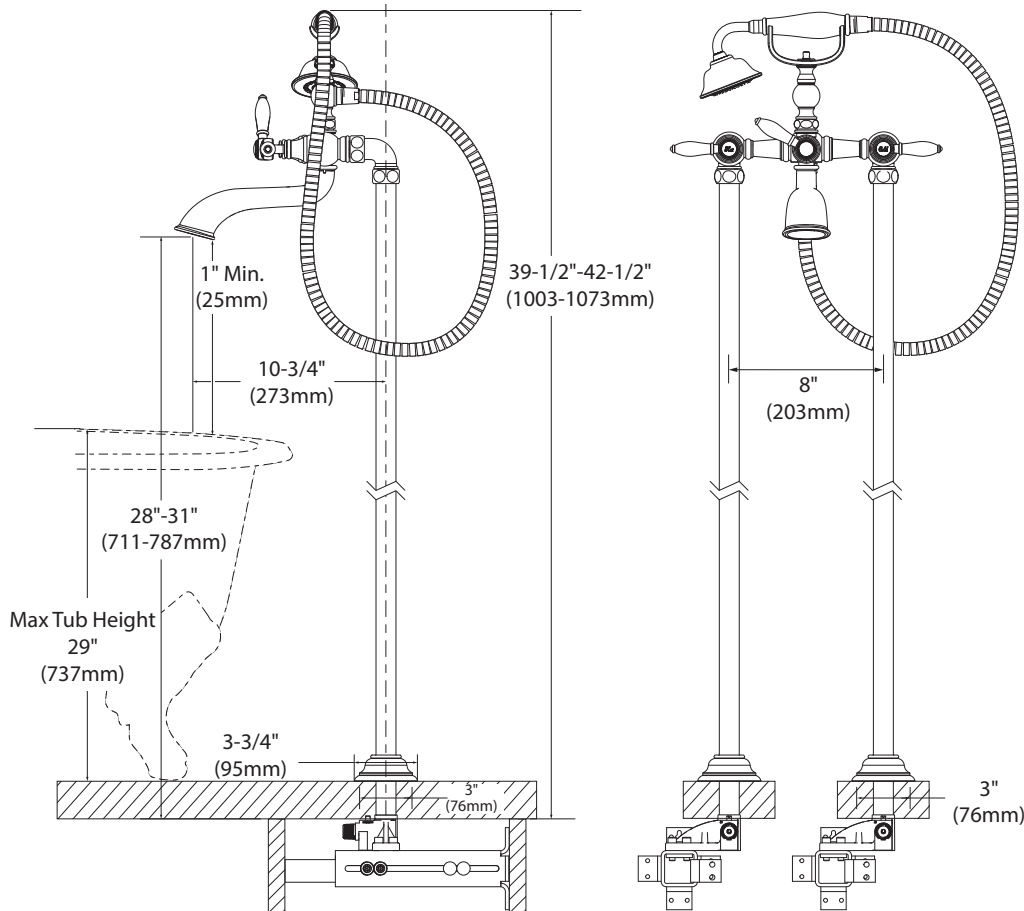
- Lifetime limited warranty against leaks, drips and finish defects to the original consumer purchaser
- 5 year warranty if used in commercial installations



WEYMOUTH™
Two-Handle Floor Mount
Tub Filler

Model: S22110 series

FLOOR MOUNT RISERS: TS25105 SERIES
FLOOR MOUNT ROUGH-IN KIT: TS50200
(USE WITH TS25105 SERIES FLOOR MOUNT RISERS)



CRITICAL DIMENSIONS

(DO NOT SCALE)

FOR MORE INFORMATION CALL: 1-800-BUY-MOEN

www.moen.com