

**LIFETIME
WARRANTY**

1/4 IN x 15 FT DRUM AUGER

How to Operate:

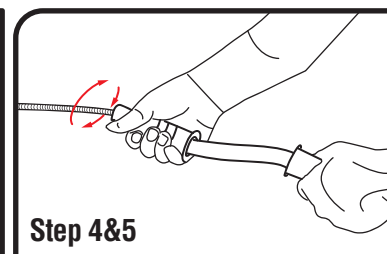
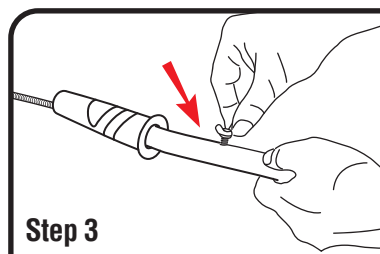
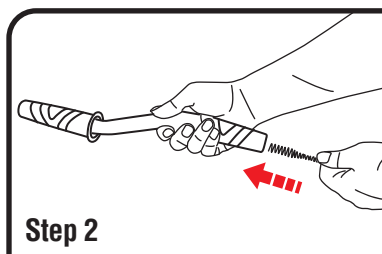
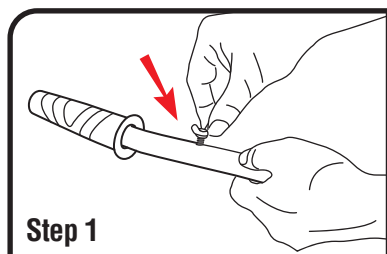
Step 1 - Loosen wing nut on handle

Step 2 - Insert spring wire cable thoroughly into handle

Step 3 - Tighten wing nut back down on handle

Step 4 - Insert the spring wire cable into drain until clog is reached

Step 5 - Turn clockwise until clog is cleared



⚠ WARNING



Wear appropriate protective equipment including safety glasses and leather gloves.