











# Assembly Instructions

DY03338V1-M21 STEEL BENCH SCROLL BLK

NO.	DESCRIPTION	PARTS LIST	QTY PCS
A	LEFT LEG		1
B	RIGHT LEG		1
C	BACK		1
D	SEAT		6
E	BOLT L 39/50"		12
F	BOLT L2-4/25"		4
G	WASHER		16
H	SCREW CAPS		16
I	HEXAGONAL WRENCH		1

DO NOT RETURN THIS PRODUCT TO THE STORE FOR MISSING PARTS OR QUESTIONS TO THIS PRODUCT PLEASE EMAIL US  
AT : [aftersales@widetop.cn](mailto:aftersales@widetop.cn)



Tips: Part A and Part B is different.  
This Park bench would fail to be assembled  
if the Part A and Part B are switched  
opposite. Please switch Part A and  
Part B and re-assemble them if you  
fail to assembling.

