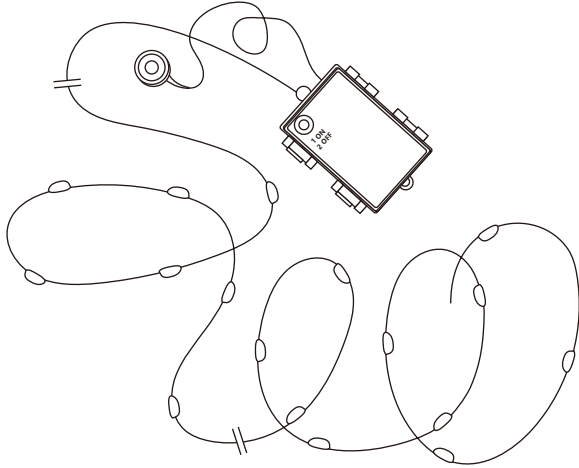




Item # XXXX XXX XXX
Model # NXT-1010

USE AND CARE GUIDE

COPPER WIRE STRING LIGHTS



THANK YOU

We appreciate the trust and confidence you have placed in Hampton Bay through the purchase of these lights. We strive to continually create quality products designed to enhance your home. Visit us online to see our full line of products available for your home improvement needs. Thank you for choosing Hampton Bay!

Warranty

For warranty information on this product, contact Hampton Bay Customer Service.
Contact the Customer Service Team at 1-855-HD-HAMPTON or visit www.HAMPTONBAY.com.



Questions, problems, missing parts? Before returning to the store,
call Hampton Bay Customer Service
8 a.m. - 7 p.m., EST, Monday - Friday, 9 a.m. - 6 p.m., EST, Saturday

1-855-HD-HAMPTON
HAMPTONBAY.COM

Safety Information

IMPORTANT SAFETY INSTRUCTIONS

When using electrical products, basic precautions should always be followed including the following:

READ AND FOLLOW ALL SAFETY INSTRUCTIONS

WARNING: Do not use seasonal products outdoor unless marked suitable for indoor and outdoor use. When products are used in outdoor applications, connect to a Ground Fault Circuit interrupting (GFCI) outlet. If one is not provided, contact a qualified electrician for proper installation.

WARNING: This seasonal use product is not intended for permanent installation or use.

WARNING: Do not mount or place near gas or electric heaters, fireplaces, candles or other similar sources of heat.

WARNING: Do not secure the wiring of the product with staples or nails, or place on sharp hooks or nails.

WARNING: Do not let lamps rest on the supply cord or on any wire.

WARNING: Unplug the product when leaving the house, or when retiring for the night, or if left unattended.

WARNING: This is an electric product-not a toy! To avoid risk of fire, burns, personal injury and electric shock it should not be played with or placed where small children can reach it.

WARNING: Do not use this product for other than its intended use.

WARNING: Do not hang ornaments or other objects from cord, wire, or light string.

WARNING: Do not close doors or windows on the product or extension cords as this may damage the wire insulation.

WARNING: Do not cover the product with cloth, paper or any material not part of the product when in use.

WARNING: This product has a polarized plug (one blade is wider than the other) as a feature to reduce the risk of electric shock. This plug will fit in a polarized outlet only one way. If the plug does not fit fully in the outlet, reverse the plug. If it still does not fit, contact a qualified electrician. Do not use with an extension cord unless the plug can be fully inserted. Do not alter or replace the plug.

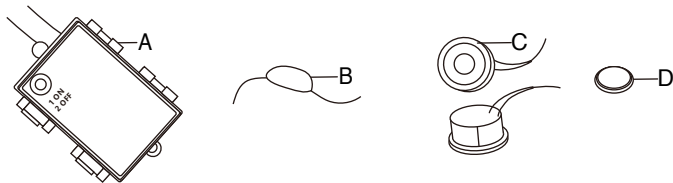
Read and follow all instructions that are on the product or provided with the product.

SAVE THESE INSTRUCTIONS.

Pre-Installation



NOTE: Before assembly, carefully remove inspect all parts as listed in the Package Contents table. If any part appears missing or damaged, do not assemble this product. Contact Hampton Bay Customer Service.



Part	Description	Quantity
A	Battery box	1
B	LED	50
C	Button battery box	1
D	Button battery	1

Assembly

- Open the cover of the battery box (A). Remove the connector of the "TRY-ME" button from the battery box (A). See figure 1.
- Open the battery box (A), put in 3 AA 1.5V battery. See figure 1.
- Push the ON/OFF button on the battery box (A) to ON position. See figure 2.

Fig.1

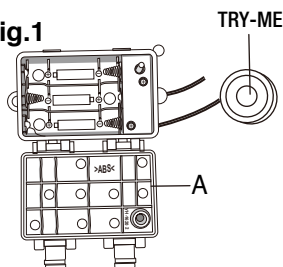
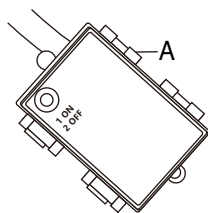


Fig.2



Use and Care Instructions



WARNING: Before using or reusing, inspect the product carefully. Discard any products that have cut, damaged, or frayed wire insulation or cords, cracks in the lamp holders or enclosures, loose connections, or exposed copper wire.



CAUTION: To reduce the risk of fire and electric shock: a) Do not install on trees having needles, leaves or branch coverings of metal or materials which look like metal, and b) Do not mount or support strings in a manner that can cut or damage wire insulation.

- When the product is placed on a live tree, the tree should be well maintained and fresh. Do not place on live trees in which the needles are brown or break off easily. Keep the tree holder filled with water.
- If the product is placed on a tree, the tree should be well secured and stable.

STORAGE GUIDELINES

When storing the product, carefully remove the product from wherever it is placed, including tree, branches, or bushes, to avoid any undue strain or stress on the product conductors, connections, and wires.

When not in use, store neatly in a cool, dry location protected from sunlight.

This device complies with Part 15 of the FCC Rules. Operation is subject to the following two conditions: (1) this device may not cause harmful interference, and (2) this device must accept any interference received, including interference that may cause undesired operation.

Warning: Changes or modifications to this unit not expressly approved by the party responsible for compliance could void the user's authority to operate the equipment.

NOTE: This equipment has been tested and found to comply with the limits for a Class B digital device, pursuant to Part 15 of the FCC Rules. These limits are designed to provide reasonable protection against harmful interference in a residential installation. This equipment generates, uses and can radiate radio frequency energy and, if not installed and used in accordance with the instructions, may cause harmful interference to radio communications. However, there is no guarantee that interference will not occur in a particular installation. If this equipment does cause harmful interference to radio or television reception, which can be determined by turning the equipment off and on, the user is encouraged to try to correct the interference by one or more of the following measures:

- Reorient or relocate the receiving antenna.
- Increase the separation between the equipment and receiver.
- Connect the equipment into an outlet on a circuit different from that to which the receiver is connected.
- Consult the dealer or an experienced radio/ TV technician for help.