

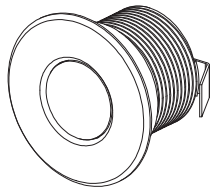
Indoor-Outdoor Mini Recessed Accent LED Light

Model RD12H-1W

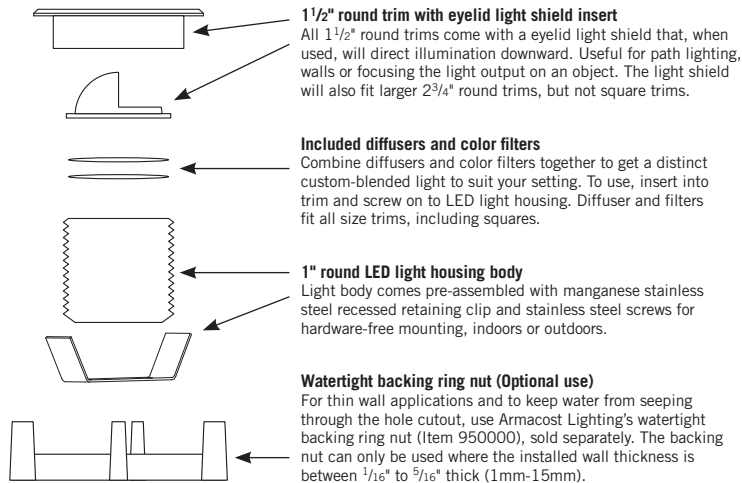
This bright, highly efficient, 1 watt low voltage recessed LED light is available with interchangeable trim shapes, colors and finishes to seamlessly complement any architecture or décor inside or outside your home, boat or RV. Round trim options include 1 1/2" diameter with a detachable light shield, or for a larger fixture presence, choose the 2 3/4" diameter. Square 1 1/2" trims are also available. Choose from various colors and finishes including white, black and silver polycarbonate thermoplastic to brushed steel and bronze metal trims as well as professional powder coat finishes. For outdoor use, aluminum metal trims with powder coat or electroplated finishes will hold up longer to the elements. Visit your retailer or armacostlighting.com/mini-light to view current selections and light trim availability.

- Each light comes with 2 diffusers to promote a more muted, uniform light output if desired, such as when used as a step or up light. Six color filters are also included that allow you to change the white light to color. Choose from: a warming filter, a rich red, green, yellow or two shades of blue.
- Features 0-100% full range smooth dimming. Dim only by using either an Armacost Lighting 12V DC LED dimmer or an Armacost Lighting AC to DC

- When recessed mounted in a wall and using optional watertight backing ring nut and a silicone sealant (sold separately), this LED fixture is appropriate for use in light pressure underwater applications up to 20 inches (1/2 meter) in depth such as boat bait wells, showers and tubs. Do not use this light fixture below a boat's water line.



All Mini Recessed lights require a screw-on trim for mounting. Sold separately, choose 1 1/2" diameter round or square trims, or 2 3/4" larger round trims. Various colors and finishes available. To learn more, visit armacostlighting.com/mini-light.



SPECIFICATIONS

- Input Voltage 12V DC, Consumes 1 Watt at 100% Brightness, 35,000+ Hours LED Life
- Requires Class 2 12V DC Constant Voltage Power Supply, Sold Separately
- Fully Dimmable With Armacost LED Dimmers and Dimmable Power Supplies
- Materials: Sealed Thermoplastic Light Housing, Stainless Steel Clip and Screws
- Light Output ~80 Lumens, Color Accuracy (CRI) 80+, Beam Angle: 45°
- Color Temperature (CCT) Warm White ~ 2950K or Natural White ~ 4100K
- Indoor/Outdoor Wet Location IP66 Rated
- Ambient Operating Temperature Range: -4°F ~ 122°F (-20°C ~ 50°C)
- No UV radiation, RoHS compliant, Lead Free
- IC Rated, intended for installations where insulating materials may or may not be present
- ETL Listed, Certified to CSA C22.2 No. 250.0-08, Conforms to UL 2108



INSTALLATION

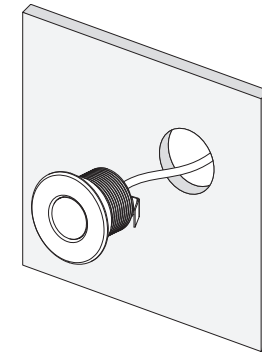
Installing low voltage LED lighting is an easy DIY project, however, basic wiring skills such as stripping, splicing, extending, and connecting wires are required. This product operates on low voltage 12V DC power and requires a 12V DC power supply, sold separately. Do not connect lights directly to 120V AC household power.

- Do not stare directly into the LED lights when illuminated.
- Always observe polarity for 12V connections, positive (+) to positive and negative (-) to negative.
- Use only insulated staples and plastic ties to secure cords and wires.
- Route and secure wires so they will not be pinched or damaged.
- For any wire runs inside of walls, use properly certified CL2 or better cabling.
- Do not install Class 2 low voltage wiring in the same runs as AC main power. If AC and low voltage wires cross, keep them at 90-degree angles.
- All wiring must be in accordance with national and local electrical codes, low voltage Class 2 circuit. If you are unclear as to how to install and wire this product, contact a qualified professional.

Hole cutout size

1 3/8" (35mm) when using rigid material (wood, plastic, fiberglass, metal)

1 1/4" (32mm) when used in drywall



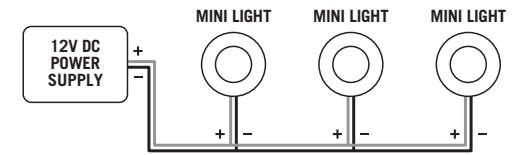
Wall surface should be a minimum of 3/8" thick when light is mounted with spring clip. For thinner walls, use Armacost Lighting's screw-on backing nut, (Item # 950000), sold separately.

Hole should have a depth or clearance of at least 1 1/2" (38mm) in order to accommodate the LED light housing and wiring.

With trim screwed securely in place, simply press light fixture into hole. Spring clips will hold light securely in place. Adding a small amount of silicone sealant under the trim ring and on the light housing can also be used in wet location applications.

Typical connection

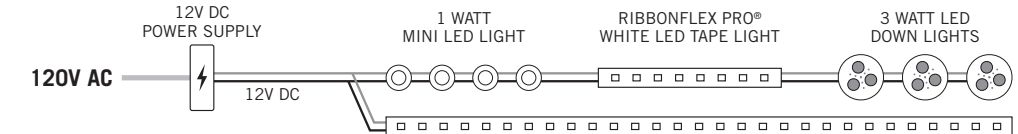
Simply connect LED lights to the low voltage output of your 12V DC power supply as shown. Always maintain polarity, red (+) to red, black (-) to black. Splice and extend power lead cables to meet installation needs. For RV and boat applications, power the lighting directly by 12V battery. Each Mini Recessed LED light uses 1 watt. Do not exceed the capacity of your power supply. On very large, multi-LED light installations, be aware of possible voltage drop, which only becomes undesirable if you notice the brightness in one area of your lighting



is objectionably different than in another area. Do not coil wire; shorter lengths and thicker wire will mean less voltage drop and higher brightness. For an online voltage drop calculator, visit armacostlighting.com/voltagedrop.

Works with other Armacost component-based lighting

Lights can be linked together or combined in the same 12V low voltage circuit with other Armacost lighting products, including white RibbonFlex Pro® LED tape lighting and 3 watt down lights.



Planning for a dimmer

Use only Armacost Lighting LED dimmers or an Armacost AC to DC dimmable LED power supply with a compatible Lutron® or similar style in-wall AC dimmer. Be sure to visit armacostlighting.com/dimming to learn about the types of dimmers that will work with Armacost LED lighting and power supplies.

Limited 2-year warranty. Improper installation, improper powering, abuse, or failure to use this light for its intended purpose will void warranty. Proof of purchase is required for all returns. Questions? Email support@armacostlighting.com.

© 2014 Armacost Lighting. All rights reserved.
140 Baltic Avenue, Baltimore, MD 21225