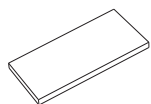
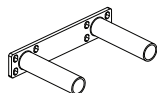


WALL SHELVES

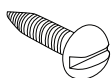
Included



Shelf x1



Bracket x1



Screws x8



Anchors x8

Tools needed



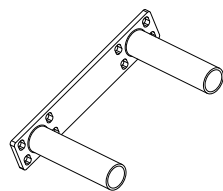
Level



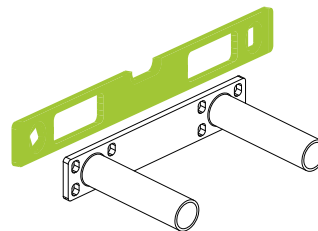
Phillips Screwdriver



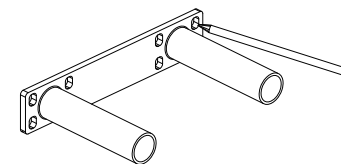
Power Drill + 1/4 drill bit



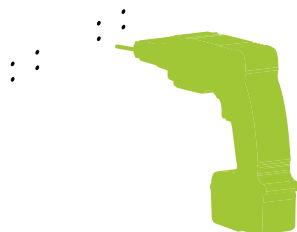
1 Place bracket on wall.



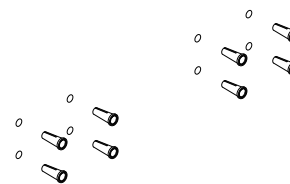
2 Level bracket.



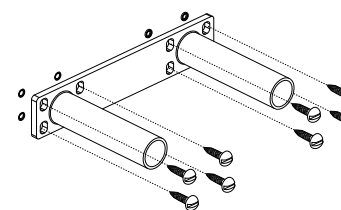
3 Mark 8 holes onto wall with pencil.



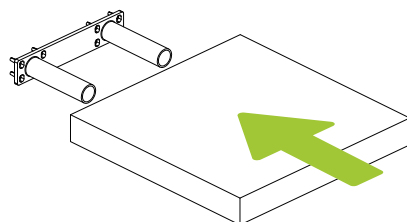
4 Drill 8 holes into wall with 1/4 bit.



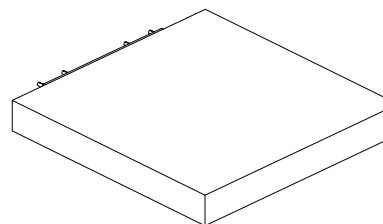
5 Insert anchors into holes.



6 Fasten bracket to wall anchors with screws,



7 Insert shelf onto bracket.



8 That was easy, wasn't it?

