



Michelle Parede

Designed in 2002

| | |
|---|---------------------------------------|
|  | Safety cage compatible |
|  | Proudly assembled with American labor |
|  | Handmade |



shown in Black Nickel with metal blades and safety cage




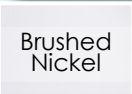


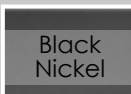


shown in Polished Copper with metal blades and safety cage

The Michelle Parede is reminiscent of wall fans of the early 20th century. The fan head of the Michelle Parede wall mounted fan can be infinitely positioned vertically and horizontally across 180-degree arcs to provide maximum directional airflow. It can be mounted in small, awkward spaces or in front of HVAC ducts to make more efficient the heating, ventilation or air conditioning of any space.

Constructed of cast aluminum, heavy spun and stamped steel, the Michelle Parede carries a limited lifetime warranty.

Current specification sheets can always be found at MatthewsFanCo.com. (02_2018)

| | | | | | | | | |
|---|---|---|---|---|--|---|---|---|
|  |  |  |  |  |  |  |  |  |
|  |  |  |  |  |  |  |  |  |
| Standard Finishes | | |  |  |  | Special Order Finishes | | |

FAN SPECIFICATIONS

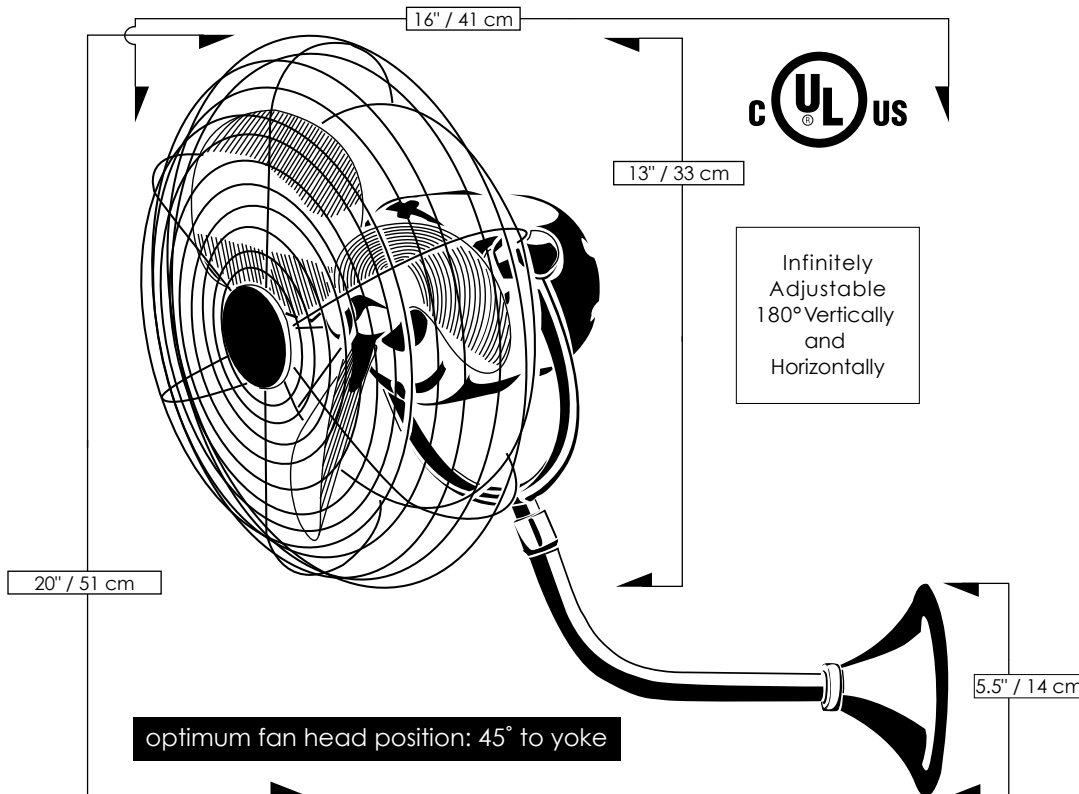
| | |
|-------------------------|--|
| Fan Diameter | 13 inches / 33 cm |
| Fan Height | 20 inches / 51 cm |
| Fan Projection | 16 inches / 41 cm |
| Fan Weight | 8 lbs |
| Maximum Mounting Height | Approximately 24 inches / 61 cm from ceiling |
| Fan Guard | Safety cage |
| Voltage | 110 or 220 |
| Motor Type | AC |
| CFM | 1181 |
| Watts | 49.00 |
| CFM / Watt | 24.10 |
| Blade Pitch | 31° |
| Wall Control | Lutron decora-style SFS-5E fully variable |
| Environment | Damp location with powder or clear coat only. Neither coastal, saltwater nor chlorine compatible. |
| Ambience | Soothing white noise |
| Safety Certification | UL / CUL |
| Warranty | Limited Lifetime |

SKU NAMING CONVENTION

| SKU# | MP-XX (Model+Finish) |
|--------------------|-------------------------------|
| Standard Finishes | Black — BK |
| | Bronze — BZ |
| | Bronzette — BZZT |
| | Brushed Nickel — BN |
| | Polished Chrome — CR |
| Special Order | Polished Copper — CP |
| | Brushed Brass — BRBR |
| | Polished Brass — PB |
| | Brushed Copper — BRCP |
| | Polished Chrome Damp - CRDAMP |
| | Brushed Nickel Damp - BNDAMP |
| | Gloss White — WH |
| | Agua Marinha — LTBLUE |
| | Safira — BLUE |
| | Ametista — LTPURPLE |
| | Ouro — GOLD |
| | Jade — LTGREEN |
| | Esmeralda — GREEN |
| | Citrino — ORANGE |
| | Rubi — RED |
| Black Nickel — BKN | |

STANDARD EQUIPMENT

- Safety cage
- Side-mounted wall junction box
- Lutron decora-style SFS-5E variable wall switch in white



Matthews Fan Company

1881 Industrial Drive
Libertyville, IL 60048
Tele: 847.680.9043
Fax: 847.680.8140
www.matthewsfanco.com

All rights reserved. © 2017 Matthews Fan Company.

