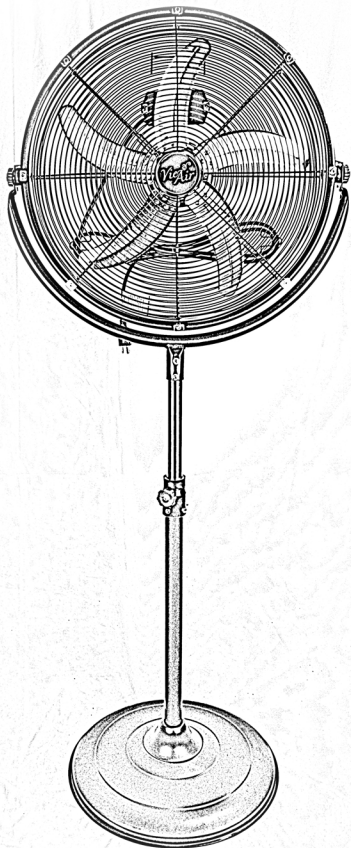


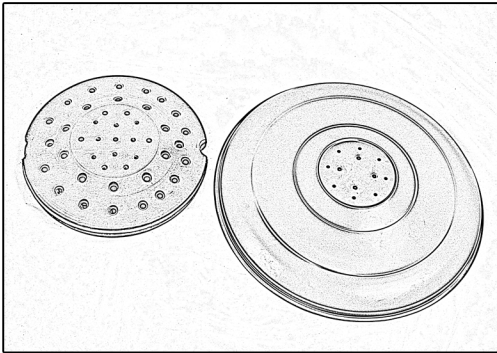
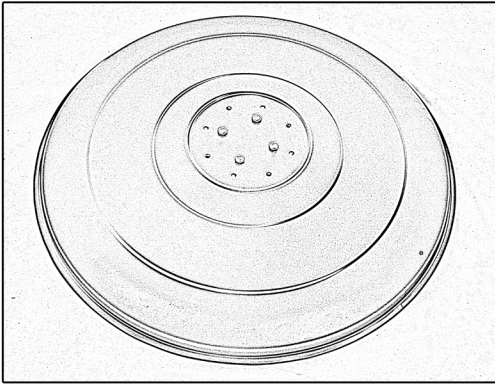
*Vie
Air*

VA-20PMC

Vie Air 20" Industrial 3 Speed Heavy Duty Powerful & Quiet Metal High Velocity 360 Tilting Pedestal Drum Fan

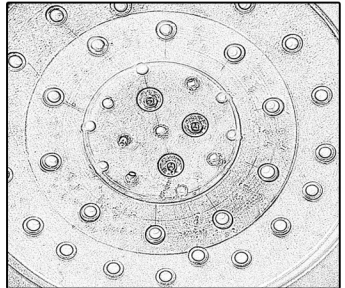
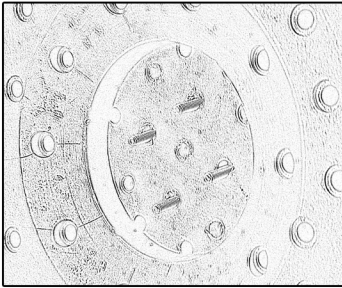



STEP 1:



1. Grab the base of the fan as well as the internal base and prepare to attach.

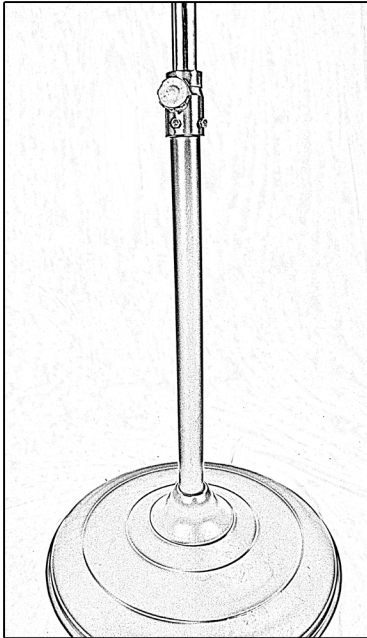
STEP 3:



2. Insert extension pole onto the base and screw the bolts through the openings. Using the washers and nuts supplied, tighten the extension pole to the base. Make sure both parts of the base are attached to the extension pole.

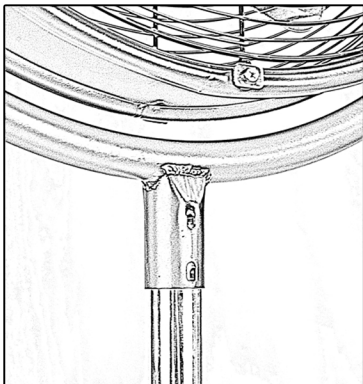
3.

STEP 4:

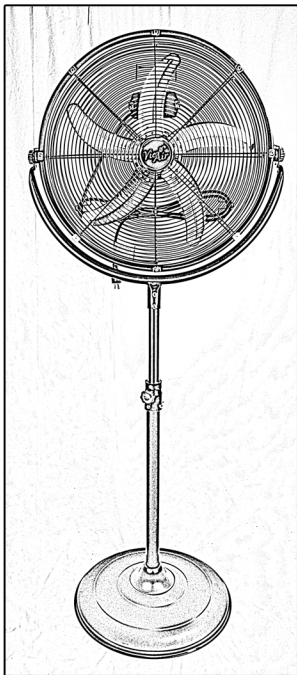


4. Take the extension pole and tighten screws securely into the base.

STEP 5:



5. With help, attach the top of the fan to the fan base with the hardware provided.



TO CLEAN:

- Unplug from electrical supply
- Clean blade using a soft, damp cloth and wipe dry.
- Do not allow the motor or other electrical components to be exposed to water
- Do not bend blades
- Put several drops of sewing machine oil into the front and rear shells at regular intervals