

# ASSEMBLY INSTRUCTION

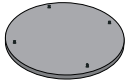


Item # OMT002 Mosaic plant stand

## Important Safety Instructions:

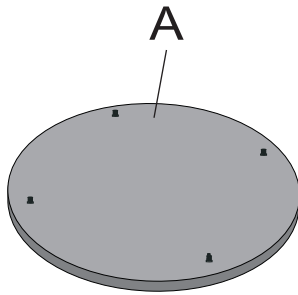
- Please read all instructions before beginning assembly
- Please make sure receive all the parcels to start the assembly
- For your safety and convenience, assembly by two people is recommended
- Use the parts and hardware lists to identify and separate each of the components included
- Save all packing materials until assembly is completed to avoid the accidental discarding of smaller parts or hardware



THANK YOU FOR PURCHASING

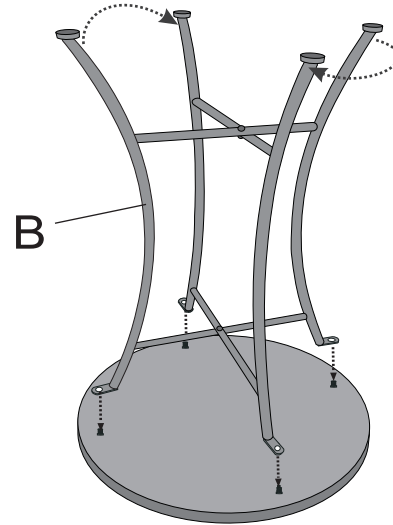
A		Tabletop	1PC	C		Nut	5PCS
B		Table Leg	1PC				

1.



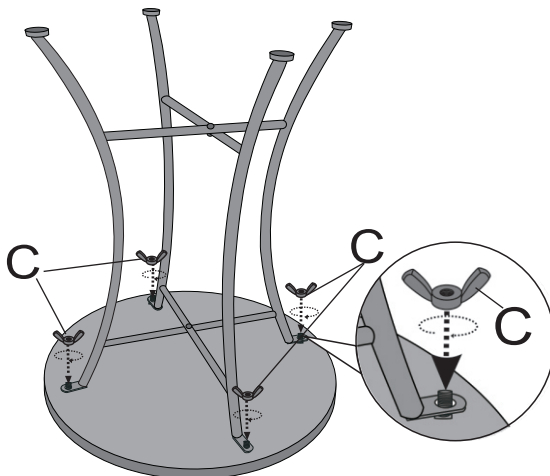
Place the tabletop ( A ) upside down on a soft and clean surface.

2.



Unfold the table legs ( B ) to align with the table top studs.

3.



Attach the table legs ( B ) to the table top using the nuts ( C ) . DO NOT over tighten.

4.



Turn over the table and make sure all nuts are tightened.

**IMPORTANT**

Tighten each nut firmly. DO NOT over tighten any of the nuts as this may strip the screws.  
DO NOT sit or stand on the table as this may damage the product and cause serious body injury.

## **Bestsign International Inc.**

900 Canada Ct, City of Industry, CA 91748

Tel: (626) 363-2901 Fax: (626) 363-2914

### **Furniture Care & Cleaning Instructions**

- . Do not expose the furniture to strong sunlight, which causes discoloration and shorten the product lifetime.
- . Do not expose the furniture to extreme heat, cold, or humidity, which may cause wood to swell or warp.
- . Do not leave the furniture wet with beads of water standing on the furniture.
- . Cover furniture with outdoor covers (sold separately) when left outside during inclement weather or when not in use.
- . Wipe spills with a clean dry cloth. Do not use chemicals or abrasives for cleaning!
- . TAKE NOTE: THE BOLTS MAY SLIGHTLY LOOSEN OVER TIME. IF YOUR FURNITURE FEELS "WOBBLY" OR LOOSE, PLEASE RE-TIGHTEN BOLTS.

**Wicker Outdoor Furniture:** For daily care, wipe with a soft dry cloth. Wipe spills with a clean dry cloth. Avoid the use of harsh cleaners and abrasives. Store indoors during long periods of inclement weather. Make sure furniture is completely dry before storage. Cover furniture with outdoor covers (sold separately) when left outside during inclement weather or when not in use. Use a proper outdoor cover that allows for adequate ventilation without trapping moisture.

**Outdoor Furniture Cushions:** Extend the life of your cushions by keeping them free of dirt and foliage. Periodically shaking or rinsing the cushions is recommended. Thoroughly flush using a hose with cold water to remove all soil and residue. For deeper cleaning, spot clean with mild soap. Do not machine wash or use chlorine bleach. Stand cushions on end and dry completely in the sun before using or storing. Do not place in dryer. To prevent mildew, never wrap in plastic for storage and ensure the cushion is completely dry before storing. Store indoors when not in use for long periods of time or during inclement weather.

### **FURNITURE WARRANTIES**

#### **ALL-WEATHER WICKER & FRAMES**

One-year warranty on all of our All-Weather Wicker Frames from date of delivery against manufacturer defects and structural failure (e.g., broken frame and welds) under normal use and conditions; One-year warranty from date of delivery against fading and cracking of wicker. Frames will be replaced, repaired or refinished in the original color and style, if available; a similar color and style will be offered if the original has been discontinued.

#### **CUSHION INSERTS**

Limited One-year warranty from date of delivery against manufacturer defects or excessive deformity of cushions under normal use and conditions. Replacements and repairs will be in the original color and style, if available; a similar color and style will be offered if the original has been discontinued.

#### **IMPORTANT LIMITATIONS**

Please note that our warranties do not cover failure due to any repairs or modifications to the product after purchase, accidental damage, abuse, misuse, commercial use, or normal wear and tear, including: fading, scratched or chipped finishes, weathering under normal weather conditions, staining or discoloration. The term "lifetime" as used in this statement of warranties shall mean a period of no longer than 30 years from the date of delivery of any item covered by a one-year warranty. The limited warranties described above are extended to the original purchaser of the product only.