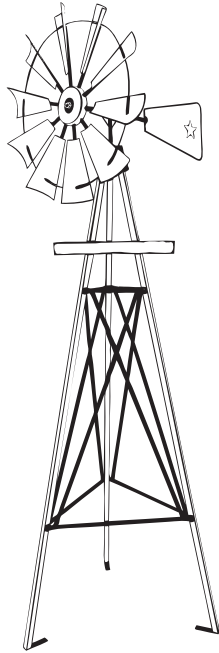


IMPORTANT: READ CAREFULLY BEFORE BEGINNING

- Make sure that all parts and hardware are present before assembly.
- Assemble on an a non-marring and level surface
- Do not completely tighten all nuts and bolts until the bench is fully assembled.

9FT. TEXAS FLAG WINDMILL TRIPOD

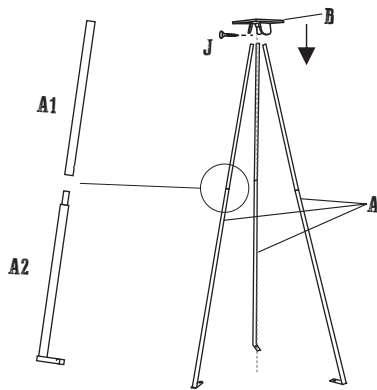
ITEM # TX 93478



PARTS AND HARDWARE LIST														
A			B			C								
Windmill Legs A1 (TOP) = 3PC A2 (BOTTOM) = 3PC			Top Mount Platform B = 1PC			Side Panels C = 3PC								
D			E			F								
Star Platform D = 1PC			Directional Cap E = 1PC			Needle (Screw into E) F = 1PC								
G H I			J			K L M N								
Windmill Head G = 1PC Tail H = 1PC Fan Blades I = 1PC Stop Nut			Screws J = 6PC M4 X 0.4"			M6 X 1.6" K = 6PC			L = 12PC			M = 6PC N = 6PC		
Tools required for assembly:						O								
#2 Phillips screwdriver 10" Adjustable wrench 						Ground Stakes O = 3PC								

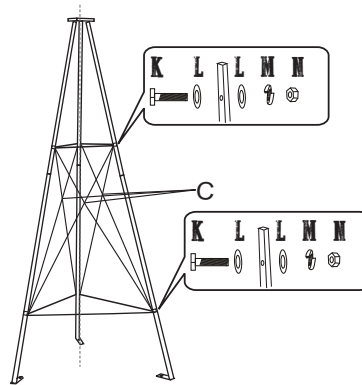
STEP 1

Connect Top Mount Platform (B) to the Top of (A1), and secure by Screws (J). Connect the Top (A1) and the Bottom (A2) together until tickicks into place.



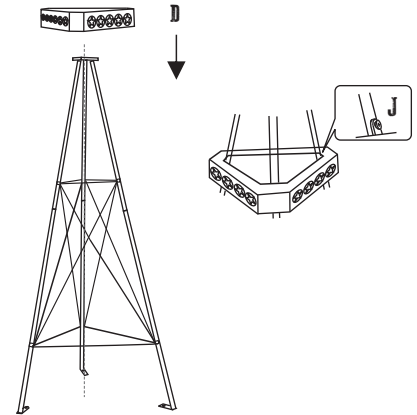
STEP 2

Affix Side Panel (C) into place between Windmill Legs (A), tighten with Bolt (K), Flat Washer (L), Spring Washer (M), and Nut (N).



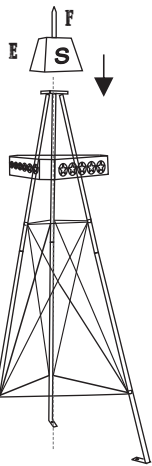
STEP 3

Affix the Star Platform (D) on top of the Windmill Legs (A), and tighten with Screws (J).



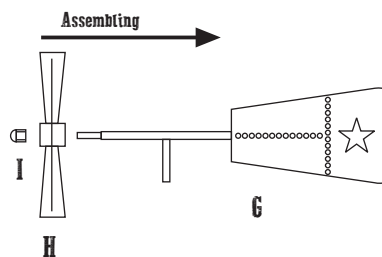
STEP 4

Place the Directional Cap (E) on the Top Mount Platform (B), lock into place with the Needle (F).



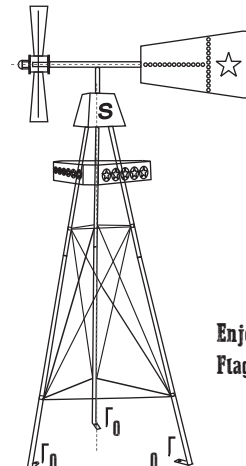
STEP 5

Assemble the Windmill Head (G H I), make sure the Stop Nut (I) is screwed on well. Note: The front hole of the Fan Blades (H) is larger than the back hole.



STEP 6

Place the Windmill Head (G H I) on the Needle (F). Secure the windmill by inserting the Ground Stakes (O) through each hole at the base of each Legs.



Enjoy your Texas Flag Windmill!

Limited Warranty and Care Instructions

LIMITED ONE YEAR WARRANTY (NON-TRANSFERABLE)

This product is covered under United General Supply's (UGS) one (1) year limited warranty. To the original purchaser of this piece of furniture, cooler or accessory; UGS warrants that it will be free from defects in material and workmanship for up to one year from the date of purchase under normal use and proper care.

Replacement of defective or missing parts will be sent at no charge to the customer for a period of 30 days from the date of purchase. UGS will no longer be responsible for missing parts or hardware 30 days after date of purchase. Freight, packaging, labor or material charges to and from our customer service center is not covered under the warranty and is therefore the customer's responsibility.

The limited warranty does not cover this piece of furniture, cooler or accessory for commercial purposes, abusive use, damage by modification, freeze damage, rust, fading and issues caused by improper care.

For minor defects or missing parts/hardware, please contact customer service immediately upon purchase. Please do not return product to the store unless you are completely unsatisfied with the product, or if the damage is irreparable. A customer service agent may help determine whether the damage is repairable and will provide further instructions. For returns and refunds, please refer to your local store with proof of purchase for such cases.

Proof of purchase (dated register receipt) will be required for warranty claims.

PROPER CARE INSTRUCTIONS

If left untreated, wood will naturally weather. During long periods of non-use, store furniture or cooler in covered and dry place. For the least maintenance, place your furniture, cooler, or accessory under a covered area.

To preserve and maintain the original finish of Char-log/ Aspen log furniture, we recommend that a light lacquer coating be applied every 4 to 6 months depending on the seasons.

We recommended an exterior poly-urethane product that features a clear satin or semi-gloss finish and a fast drying process.

Customer Service may be reached Monday through Friday from 9:00a.m. to 5:00p.m. CST.

HELP@UGSCO.COM OR 1-877-87LEIGH (53444)



DISTRIBUTED BY:
UNITED GENERAL SUPPLY CO., INC.
HOUSTON, TX 77036

www.LeighCountry.com