



Power Max® Heavy Duty 928 OAE Snowthrower

Souffleuse à neige grand rendement Power Max® 928 OAE

Quick Start Guide/Guide de Démarrage Rapide



	<div style="background-color: black; color: white; padding: 5px; text-align: center;"> ⚠ WARNING </div> <p style="text-align: center;">CALIFORNIA Proposition 65 Warning</p> <p>The engine exhaust from this product contains chemicals known to the State of California to cause cancer, birth defects, or other reproductive harm.</p> <p>Use of this product may cause exposure to chemicals known to the State of California to cause cancer, birth defects, or other reproductive harm.</p>
--	--

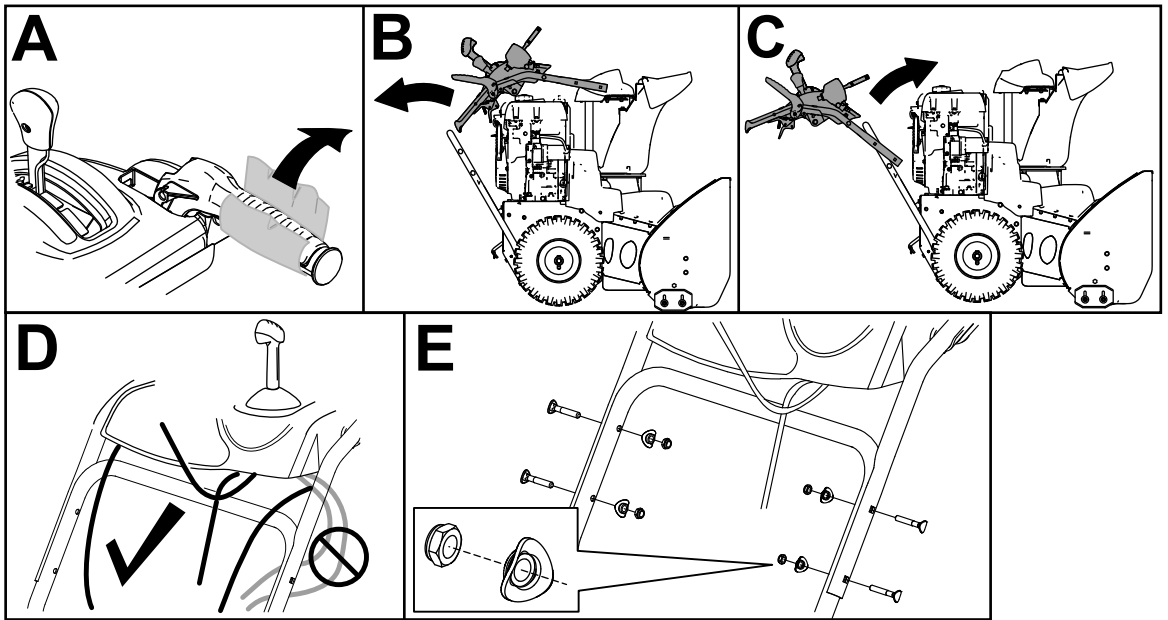
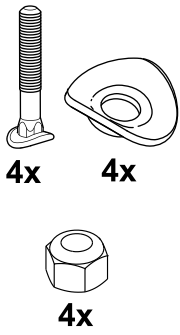
For the *Operator's Manual*, the complete warranty details, or to register your product, use the QR code or visit www.Toro.com. You may also call 1-888-384-9939 (US) or 1-800-544-5364 (Canada) to request a written copy of the product warranty.

Pour vous procurer le Manuel de l'utilisateur, des détails complets sur la garantie ou pour enregistrer votre produit, utilisez le code QR ou rendez-vous sur www.Toro.com. Vous pouvez aussi appeler le 1-888-384-9939 (États-Unis) ou 1-800-544-5364 (Canada) pour demander une copie écrite de la garantie produit.

<p><i>Operator's Manual</i></p> <p>Lisez le <i>Manuel de l'utilisateur</i>..</p>	<p>Cutting/dismemberment hazards of hand or foot, impeller and auger.</p> <p>Risque de coupe/mutilation des mains ou des pieds par la turbine et la vis sans fin</p>	<p>Do not place your hand in the chute; shut off the engine before leaving the operator's position and use a tool to clear the chute.</p> <p>Ne placez pas la main dans la goulotte ; coupez le moteur avant de quitter la position d'utilisation et dégagez la goulotte avec un outil.</p>	<p>Remove the ignition key and read the instructions before servicing or performing maintenance.</p> <p>Retirez la clé de contact et lisez les instructions avant de procéder à l'entretien ou à des révisions.</p>	<p>Fuel spill hazard—do not tip the machine backward.</p> <p>Risque de déversement de carburant – n'inclinez pas la machine en arrière.</p>
<p>Thrown object hazard</p> <p>Risque de projections d'objet</p>	<p>Keep bystanders a safe distance away from the machine.</p> <p>Tenez tout le monde à une distance suffisante de la machine.</p>	<p>Shut off the engine and wait for the auger to stop before leaving the machine.</p> <p>Coupez le moteur et attendez l'arrêt complet de la vis sans fin avant de quitter la machine.</p>	<p>Stay away from moving parts; keep all guards and shields in place.</p> <p>Ne vous approchez pas des pièces mobiles, et laissez toutes les protections et tous les capots en place.</p>	

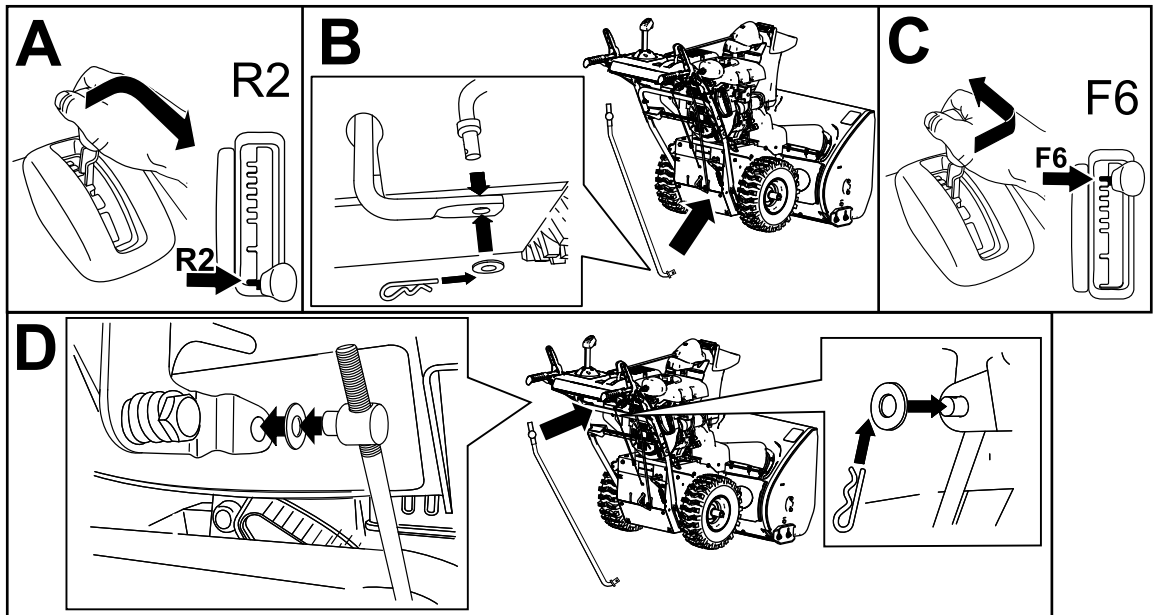
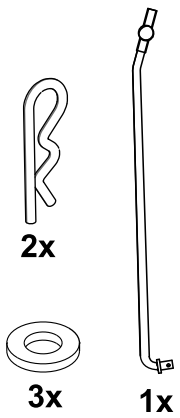


1



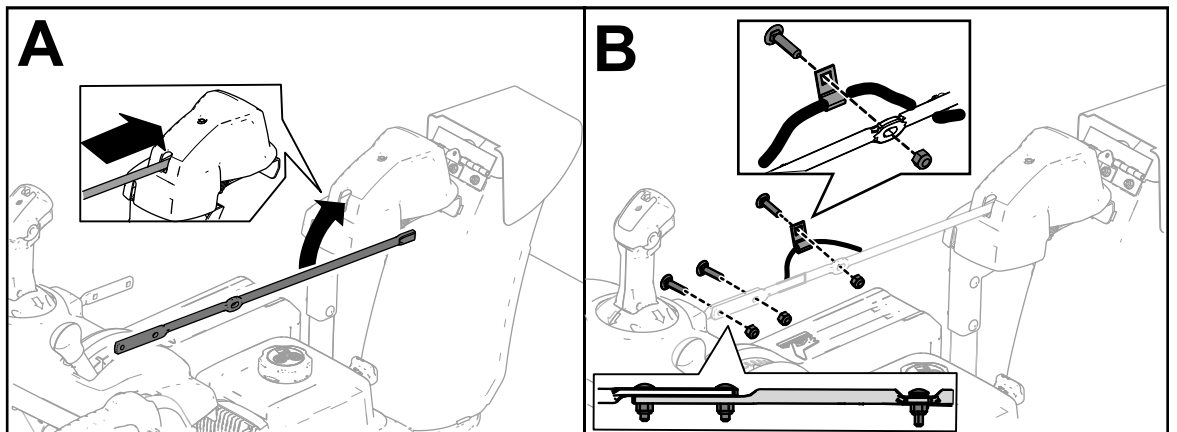
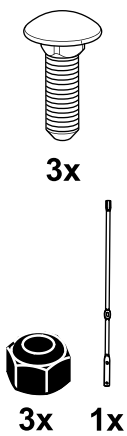
g256709

2



g252328

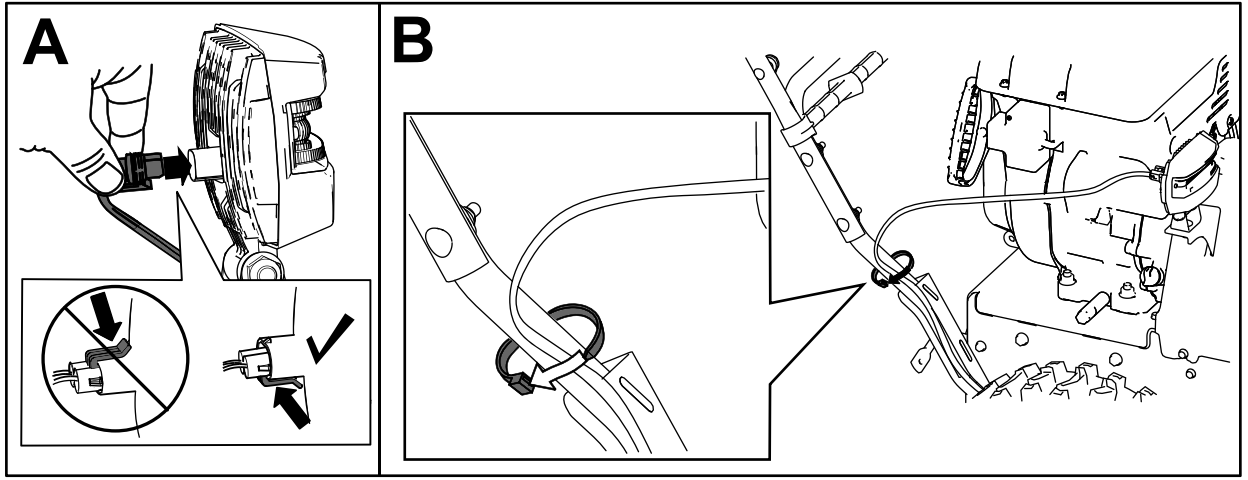
3



g252615

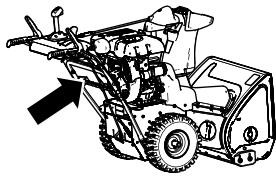
4

1x

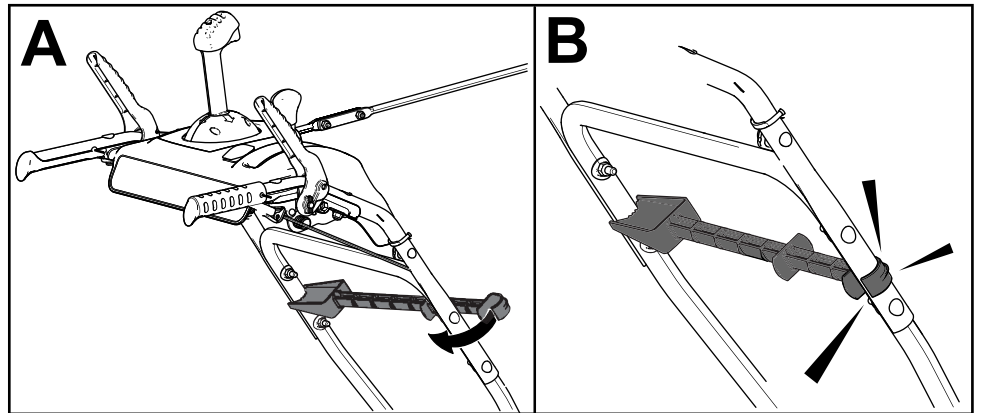


g256736

5

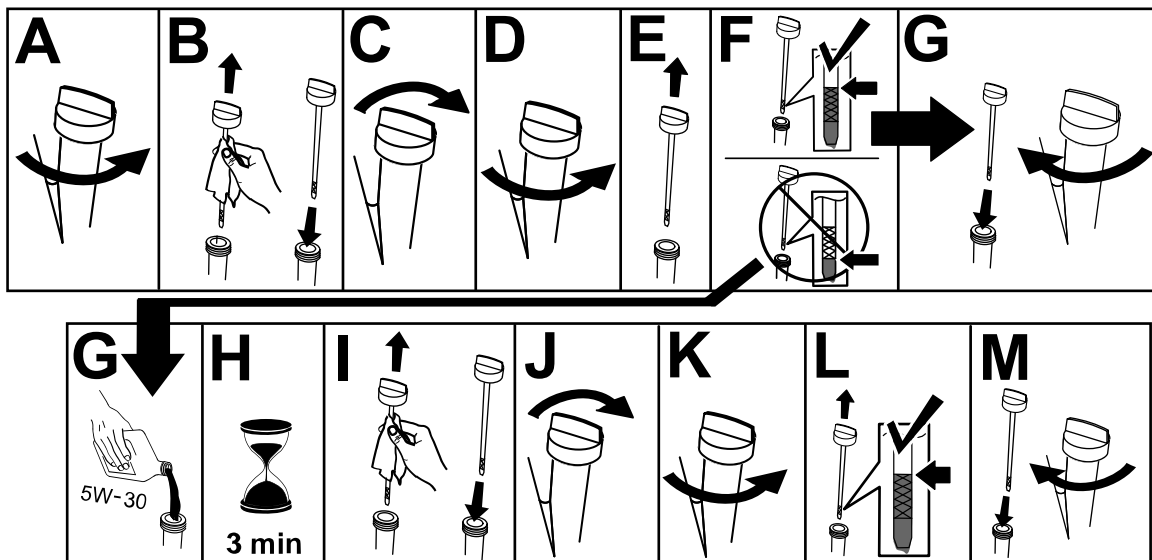


1x



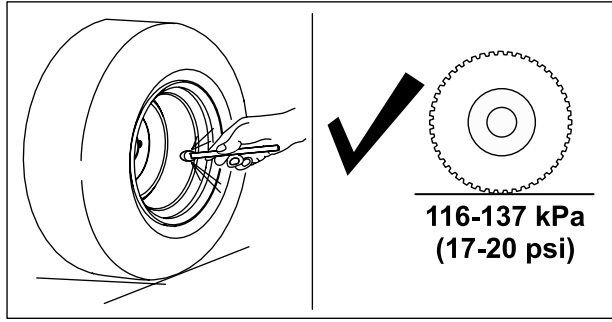
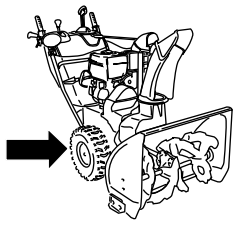
g257329

6



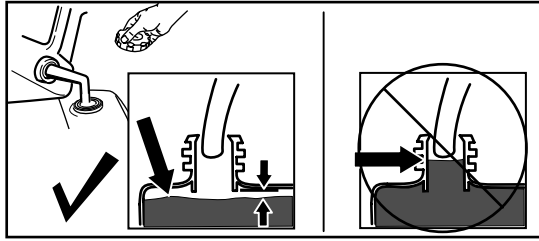
g257528

7



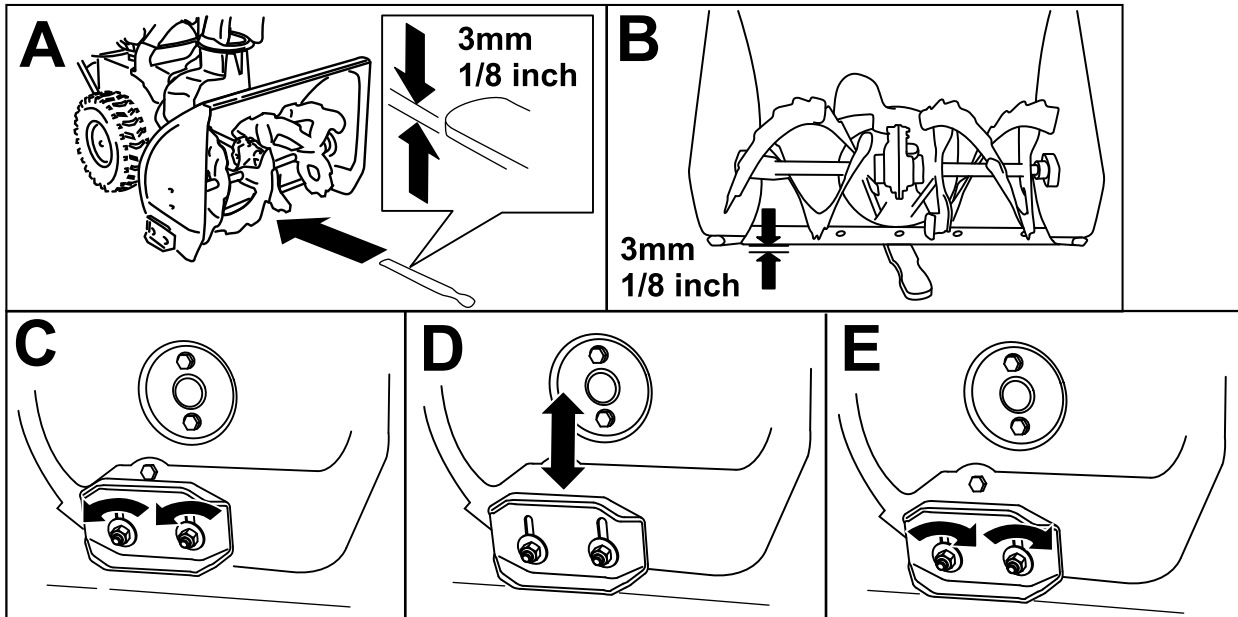
g252396

8



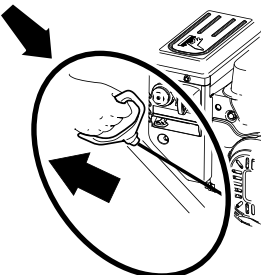
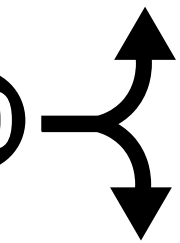

g252397

9



g252398

10



A 	B 	C -18°C (0°F) 3X -23°C (-10°F) 4X 6X 	
D 	E 	F 	
G 	H 5 sec (10X Max) 	I 	J

A 	B 	C -18°C (0°F) 3X -23°C (-10°F) 4X 6X 	
D 	E 	F 	G

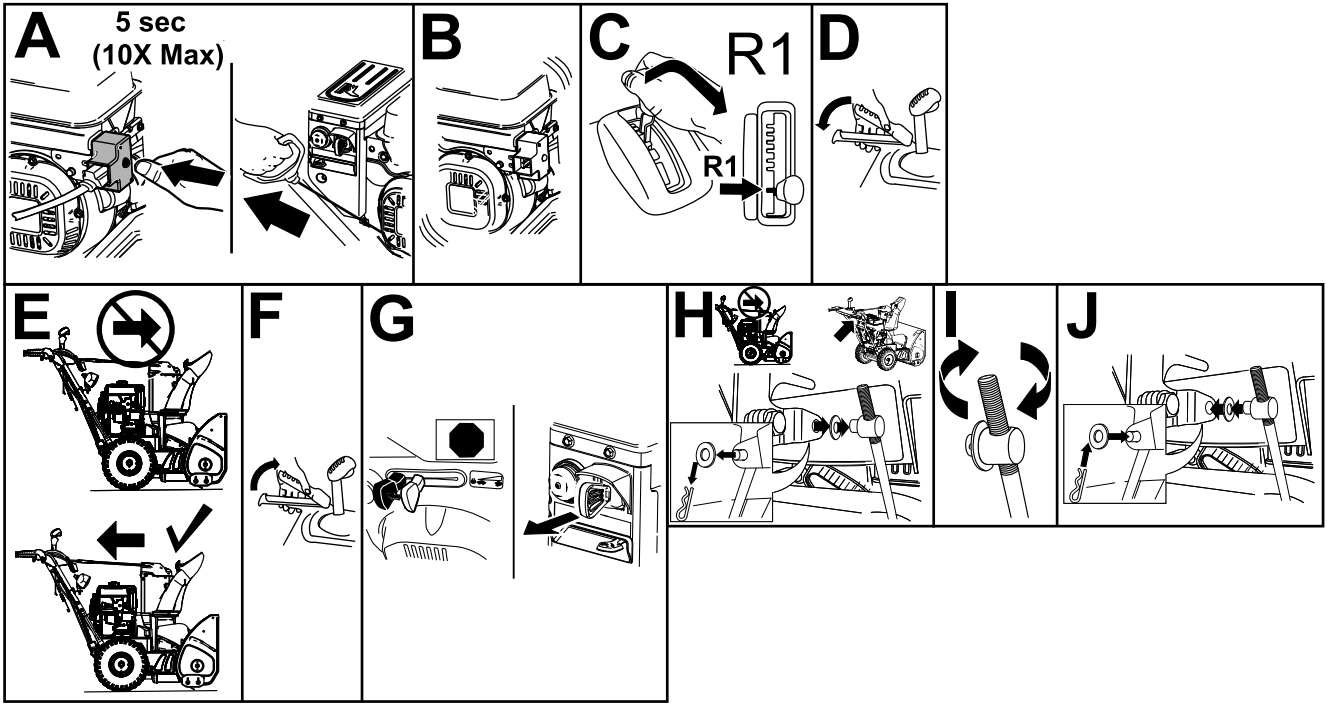
g256723

11

A 	B 	C 	D 	E
--------------	--------------	--------------	--------------	--------------

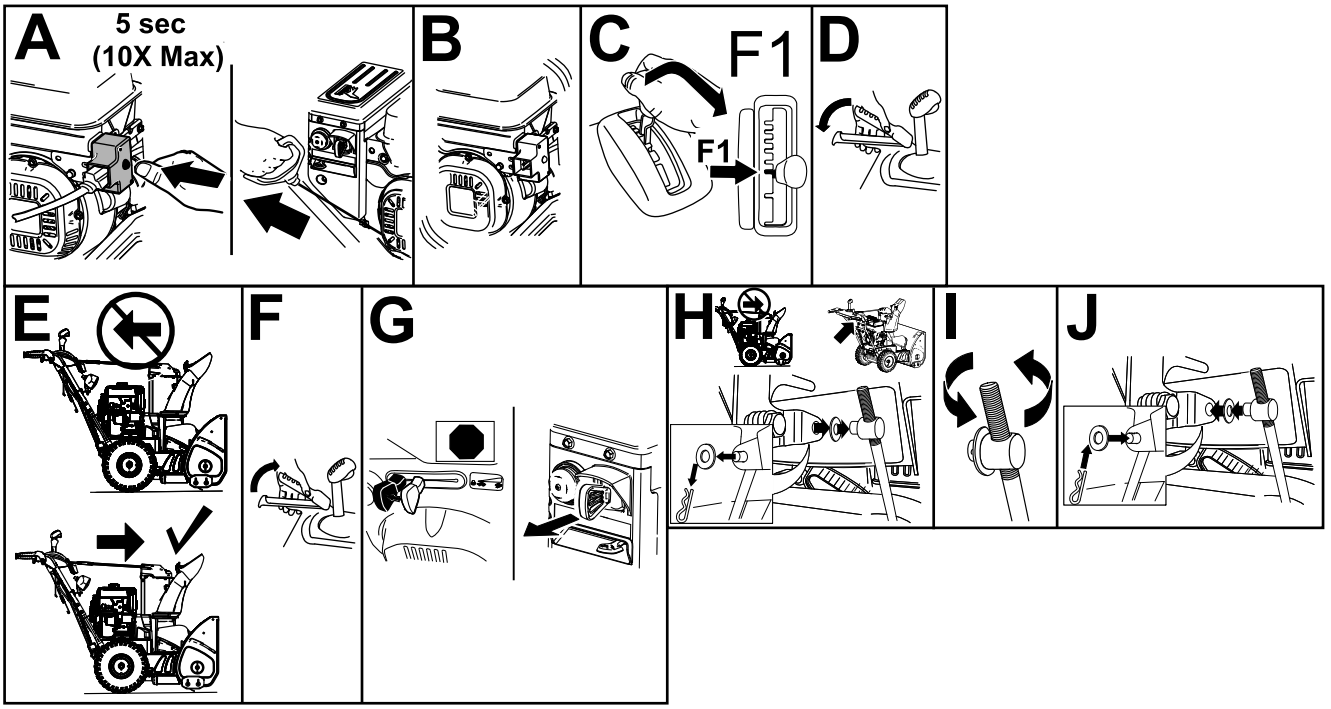
g252411

12



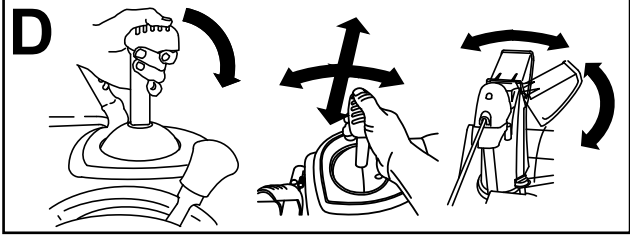
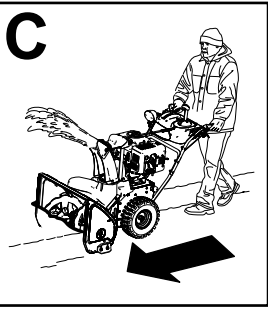
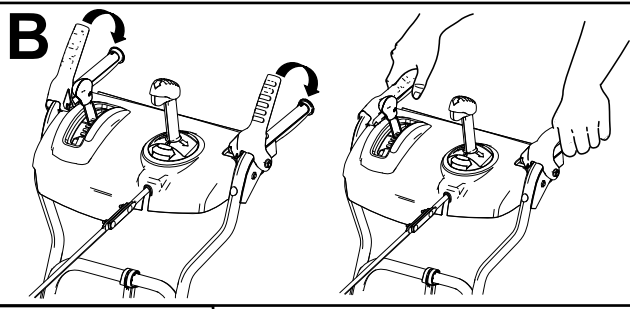
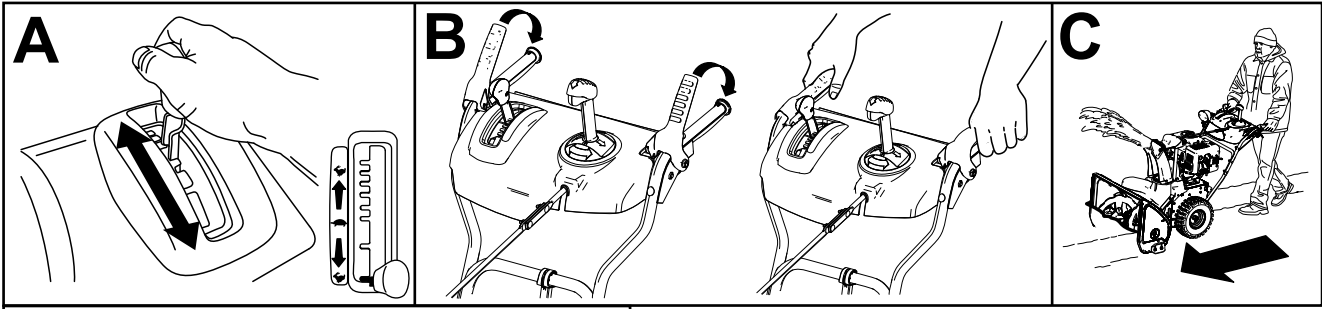
g256724

13



g256725

14



g252456

