

FRIGIDAIRE GALLERY

FGIH3047VF

FRONT CONTROL RANGE

30" INDUCTION

Smudge-Proof
STAINLESS STEEL



AVAILABLE
COLORS



PRODUCT DIMENSIONS

Height (Max.)	36-5/8"
Width	29-7/8"
Depth (Incl. Handle)	29"

MORE EASY-TO-USE FEATURES

Safe Cooktop Surface

Induction only heats pans and the food in them so the area around the pans stays cooler to the touch.

Fast Steam Cleaning Option

A 30-minute light oven cleaning that's chemical-free, odor-free, and fast.

Quick Preheat

Start baking in just a few minutes with Quick Preheat*

Get the look of a built-in range, without the remodel.

This Front Control Range easily fits the space of your existing 30" range.

Rear Filler Kit Included

Our Rear Filler Kit will help fill any gap between the back of the range and your backsplash.

Frigidaire Fit Promise

We promise that your new 30" Frigidaire Gallery® front control range will fit your existing range cutout, or we will reimburse up to \$100 for professionally modifying the countertop.

Perfect Temperature Precision

Sear steaks, crisp sandwiches, melt chocolate and simmer sauces with the precise temperature control and even heating of induction.

Smudge-Proof™ Stainless Steel

Resists fingerprints and cleans easily.

SIGNATURE FEATURES

Keeping your cooktop clean has never been easier.

Induction only heats the pan and the food in it, so the area around the pan stays cooler to the touch, allowing you to clean up spills and splatters while you cook.

Faster, more even baking results with True Convection

Get faster, more even multi-rack baking with a powerful convection fan and third heating element that evenly circulates hot air throughout the oven.

Make healthier and delicious meals with Air Fry.

Deliver all of the flavor and none of the guilt. Air Fry allows you to make healthier and delicious meals for the entire family - right in your oven.

Amazingly Fast Results

Get amazingly fast heat with Induction that boils water 50% faster than a gas or electric cooktop¹.

¹ 9" induction upper right burner compared to 3,000W electric and 18,000 BTU gas burner, 6 qt./10" diameter pot, 1 qt. tepid water.

ELEMENTS	SIZE	WATTS
Right Front	Induction 8.3"	3,600
Right Rear	Induction 5.5"	2,500
Left Front	Induction 7"	2,800
Left Rear	Induction 7"	2,800

*Based on single rack cooking performance, not set temperature, using Quick Preheat.

FGIH3047VF FRONT CONTROL RANGE

30" INDUCTION

FRIGIDAIRE
GALLERY

FEATURES

Oven Control/Timing System	Express-Select® Controls
Surface Type	Black Ceramic Glass
Window	Extra-Large
Exterior Door Finish	Smudge-Proof™ Stainless Steel (D/F)
Handle Design	Stainless Steel (D/F)
Exterior Finish (Side Panels)	Black (D/F)
Convection System	True Convection
Oven Cleaning System	Self Clean & Steam Clean
Drawer Functionality	Storage

OVEN CONTROLS

Bake	Yes
Broil	Variable High / Low
Effortless™ Convection Conversion	Yes
Convection Bake / Broil	Yes / No
Convection Roast	Yes
True Convection	Yes
Quick Preheat	Yes
Air Fry	Yes
Effortless™ Temperature Probe	
Keep Warm	Yes
Add-a-Minute	
Delay Start	Yes
Self Clean	2, 3, 4 Hours
Steam Clean	Yes
Quick Clean Option	Yes
Delay Clean	2, 3, 4 Hours
Kitchen Timer / Timed Cook Option	Yes / Yes
Auto Oven Shut-Off	Yes
Oven Lockout	Yes
Lower Drawer Control	

COOKTOP FEATURES

Right Front Induction Element (Watts)	8.3" - 3,600
Right Rear Induction Element (Watts)	5.5" - 2,500
Left Front Induction Element (Watts)	7" - 2,800
Left Rear Induction Element (Watts)	7" - 2,800

OVEN FEATURES

Capacity (Cu.Ft.)	5.4
Oven Light	1 - 40W Incandescent
Hidden Bake Element	Yes
Rack Configuration	3 Standard
Baking System	Even Baking Technology
Broiling System	Vari-Broil™ (Hi/Lo)
Bake / Broil / Convection (Watts)	3,500 / 3,900 / 900
Drawer Racks	

SPECIFICATIONS


Oven Interior (H x W x D)	19-3/4" x 24-3/8" x 19-1/8"
Power Supply Connection Location	Middle Bottom Rear
Voltage Rating	240V / 208V / 60 Hz
Connected Load (kW Rating) @ 240 / 208 Volts	10.0/7.5
Shipping Weight (Approx.)	190 Lbs.

PRODUCT DIMENSIONS

A-Height (Max.)	36-5/8"
B-Width	29-7/8"
C-Depth (Incl. Handle)	29"
Depth with Door Open 90°	48-5/8"

CABINET CUTOUT DIMENSIONS

Height (Standard)	36"
Width (Min.)	30"
Depth (Min.)	25"



Note: For planning purposes only. Always consult local and national electric, gas and plumbing codes. Refer to Product Installation Guide for detailed installation instructions on the web at frigidaire.ca.

Specifications subject to change. Accessories information available on the web at frigidaire.ca

FRIGIDAIRE

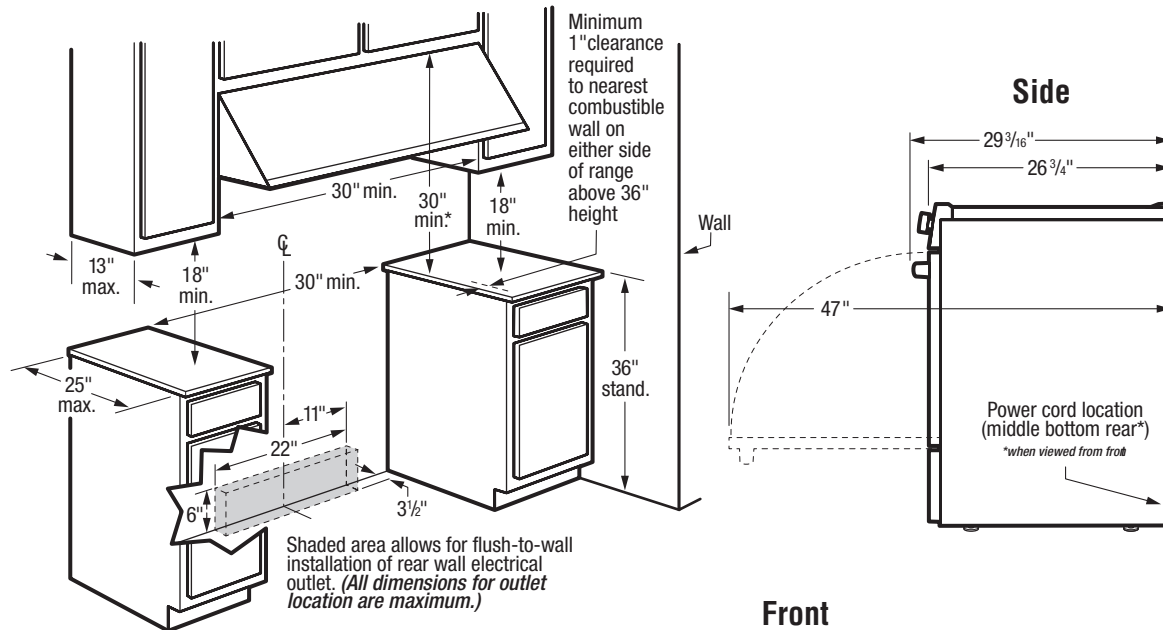
USA • 10200 David Taylor Drive • Charlotte, NC 28262 • 1-800-FRIGIDAIRE • frigidaire.com
CANADA • 5855 Terry Fox Way • Mississauga, ON L5V 3E4 • 1-800-265-8352 • frigidaire.ca

FGIH3047V 02/19
©2019 Electrolux Home Products, Inc.

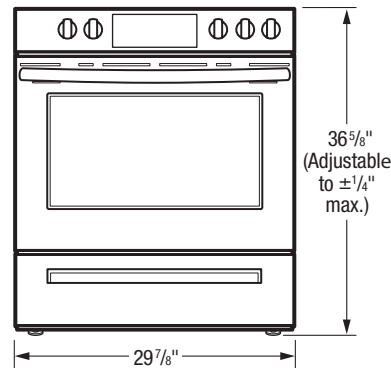
FGIH3047VF FRONT CONTROL RANGE

30" INDUCTION

FRIGIDAIRE
GALLERY



***Note:** 30" minimum clearance between top of cooking surface and bottom of unprotected wood or metal overhead cabinet; or 24" minimum clearance when bottom of wood or metal overhead cabinet is protected by not less than 1/4" flame-retardant millboard covered with not less than No. 28 MSG sheet steel, 0.015" stainless steel, 0.024" aluminum or 0.020" copper. 0" clearance is minimum for rear of range. Follow all dimension requirements provided above to prevent property damage, potential fire hazard, and incorrect countertop and cabinet cuts.



INSTALLATION SPECIFICATIONS

- Product Shipping Weight (approx.) – 215 Lbs.
- Single phase 3- or 4-wire cable, 120/240 or 120/208 Volt, 60 Hertz, fused on both sides of line with ground.
- Connected Load (kW Rating) @ 240/208 Volts = 13.5/10.5kW
- Recommended Circuit Breaker – 40 Amps
- Always consult local and national electric codes.
- Make sure wall coverings around range can withstand heat generated by range.
- Floor beneath range MUST be solid and level.
- Overhead cabinetry should not exceed a 13" maximum depth.
- Absolute minimum horizontal distance between overhead cabinets installed to either side of appliance must be no less than maximum width of appliance.
- Range can be installed flush to wall with 0" minimum rear clearance.
- Minimum 1" clearance required from edge of rangetop to nearest combustible wall on either side of range above 36" height.
- Allow 30" minimum clearance between top of cooking surface and bottom of unprotected wood or metal overhead cabinet; or 24" minimum clearance when bottom of wood or metal overhead cabinet is protected by not less than 1/4" flame retardant millboard covered with not less than No. 28 MSG sheet steel, 0.015" stainless steel, 0.024" aluminum or 0.020" copper.
- To reduce risk of fire when using overhead cabinetry, install range hood that projects horizontally a recommended minimum of 5" beyond bottom of cabinets.
- Follow all dimension requirements provided to prevent property damage, potential fire hazard, and incorrect countertop and cabinet cuts.



FRIGIDAIRE

USA • 10200 David Taylor Drive • Charlotte, NC 28262 • 1-800-FRIGIDAIRE • frigidaire.com
CANADA • 5855 Terry Fox Way • Mississauga, ON L5V 3E4 • 1-800-265-8352 • frigidaire.ca

Note: For planning purposes only. Always consult local and national electric, gas and plumbing codes. Refer to Product Installation Guide for detailed installation instructions on the web at frigidaire.ca. Specifications subject to change. Accessories information available on the web at frigidaire.ca

FGIH3047V 02/19
©2019 Electrolux Home Products, Inc.