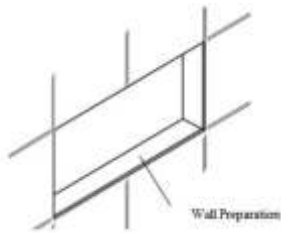
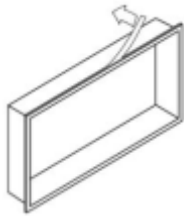


## Niche Installation

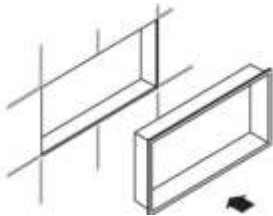
Step1 - Prepare wall and clean surface



Step 2 - Remove the flim from back trim



Step 3 - Place the niche against the wall and press firmly



Step 4 - Apply silicon around the trim



# *The Showroom Series*

