


### 1 Parts Identification

MRGB-2L 48-48

Stack matching pieces in piles. Using the parts list, locate and count the individual pieces and verify that you have received the correct number of pieces.

If any pieces are missing or replacement parts are required, contact Gronomics at 1-855-299-6727.

NOTE: It is recommended to place a protective layer between the ground and the pieces during assembly. This will help prevent damage to the pieces.



#### Parts List


ITEM	QTY.	PART #	DESCRIPTION
1	4	R1300	Corner Post, 4" x 4" x 13"
2	7	R4501	Side Rail, 45" x 5-1/2" x 1"
3	1	R4501L	Side Rail w/Logo, 45" x 5-1/2" x 1"

### 2 Side Rail Assembly

Stand two 4" x 4" x 13" corner posts (Item 1) upright.

Install a 45" x 5-1/2" side rail (Item 2) into the slots and slide down.

Repeat procedure for the two remaining corner posts and 45" x 5-1/2" side rail.




Packaged & Inspected by:

Date:

Continued

### 3 End Rail Assembly

Install two 45" x 5-1/2" side rails (Item 2) into the slots and slide down.



### 4 Final Side Rail Assembly

Install the remaining three 45" x 5-1/2 " side rails (Item 2) and one side rail w/logo (Item 3) into the slots and slide down.

Soil Capacity: 14 Cubic Feet

