

Assembly and Instruction Sheet

Fire Pit Rim



WARNING!

- Outdoor use only. Never use in enclosed area. Use in unventilated areas will endanger your life.
- Do not use this unit on or near combustible surfaces or structures such as wood decks, dry leaves or grass, vinyl or wood siding, etc.
- Use on level, non-combustible surface only.
- Keep away from all combustible materials including gasoline and other flammable liquids and vapors.
- Never use flammable accelerants, such as: gasoline, alcohol, paint thinners, kerosene, etc. to start a fire. Serious injury or property damage could result.
- Steel parts will become hot when in use! Failure to wear protective gloves when handling may lead to injury.
- Always wear fire-resistant gloves when handling hot metal.
- Keep away from house, garage, balconies, or overhangs.
- Avoid using during dry or windy conditions.
- Keep out of reach of children.
- Do not overfill or use to burn leaves or trash.
- Exercise the same care you would with an open fire.
- Never leave unit unattended while hot or in use.
- Completely extinguish fire before leaving.
- Ashes can remain hot for a long time after fire is extinguished.
- Dispose of cold ashes properly.
- Follow Site Preparation instructions before using product.

Contact local authorities regarding possible burn restrictions before using product.

Assembly

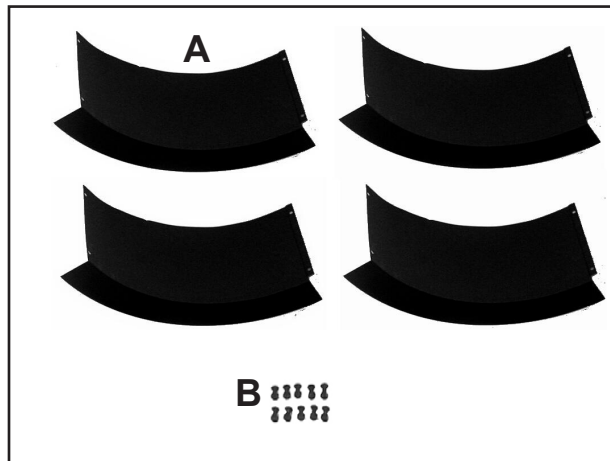
Important!

Please read and follow ALL instructions before assembling or using this product, particularly the safety statements. Failure to follow instructions and warnings could result in damage to property, serious injury or death.

Parts List



Check package for all parts needed for assembly

Part	Qty.	Description
A	4	Support Bar
B	1	Hardware Pack



Step 1:

Carefully unpack all parts. Lay out Fire Ring Wall Sections (A) forming circle. Fasten with provided hardware (8x) hand tightening only. Once fully assembled tighten all hardware with screwdriver (Fig 1).



Site Preparation:

- Do not use this unit without a surrounding, non-combustible structure made of fire proof cement, brick or stone
- Site must be level and free from dry grass and debris
- Do not use fire ring on: asphalt; wood or composite decking; decorative concrete or decorative stone surface
- Do not use fire ring on or near any combustible surface, buildings or structures