

41" DOME HOCKEY ASSEMBLY INSTRUCTIONS



Please Do Not Hesitate to
Contact Our Consumer Hotline
at 800-759-0977
with Any Questions That May
Arise During Assembly or
Use of This Product!

THANK YOU!

Thank you for purchasing this product. We work around the clock and around the globe to ensure that our products maintain the highest possible quality. However, in the rare case of issues during assembly or use of this product, please contact our Consumer Hotline at **800-759-0977** for immediate assistance before contacting your retailer. Please read the warranty information at the back of these assembly instructions for further details.

ASSEMBLY TIPS

IMPORTANT! PLEASE READ THESE ASSEMBLY INSTRUCTIONS IN ENTIRETY BEFORE ASSEMBLING YOUR PRODUCT.

1. Find a clean, level surface to begin the assembly of your game table. We recommend that two adults work together to assemble this game. You may want to carefully cut or tear the four corners of the box so that the bottom of the box can be used as your work surface.
2. Remove all of the contents from box and verify that you have all of the parts shown on the Parts List before you begin assembly. **Note: Some parts may be pre-installed or pre-assembled.**
3. Some figures or drawings may not look exactly like product.
4. **When installing parts that have more than one screw or bolt, hand tighten all screws or bolts in place before final tightening with screwdriver or wrench.**
5. Electric screwdrivers may be helpful during assembly; however, please set a **low torque** and use extreme caution because screws may be stripped or overtightened, resulting in damaged parts, if the electric screwdriver's torque is set too high.

WARNINGS!

READ AND FOLLOW ALL ASSEMBLY, OPERATION AND SAFETY INSTRUCTIONS CAREFULLY.

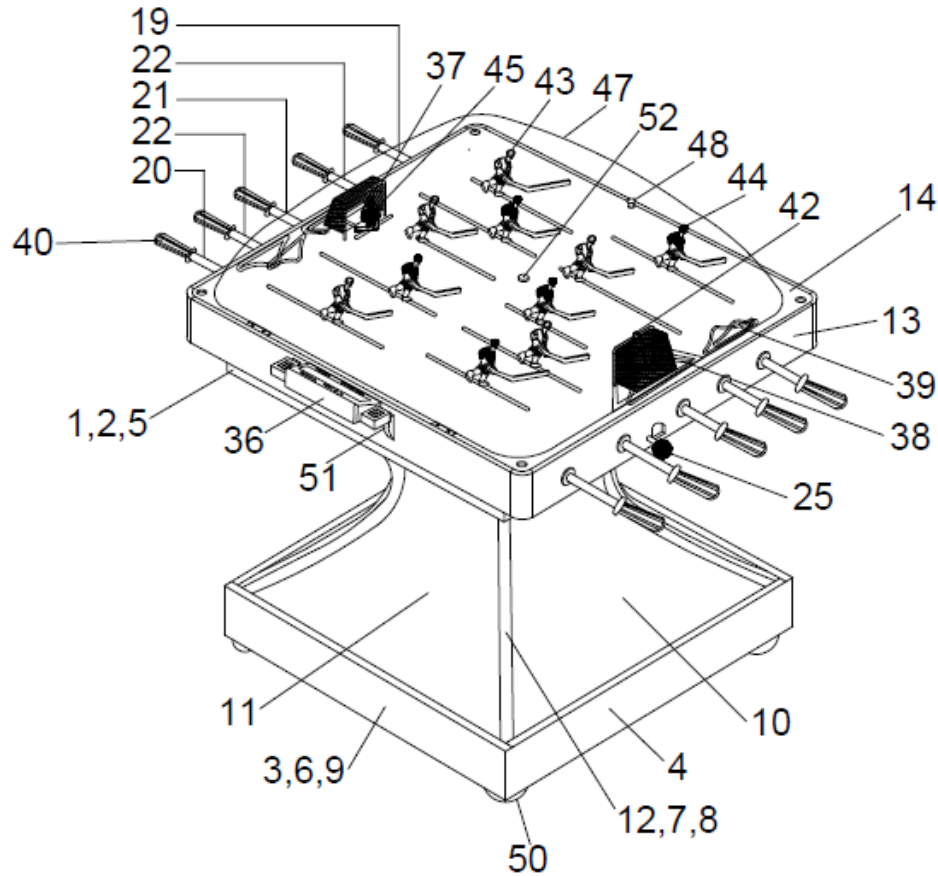
CHOKER HAZARD - THIS ITEM MAY CONTAIN SMALL BALLS AND PARTS NOT SUITABLE FOR CHILDREN UNDER 3 YEARS OF AGE.

CARE AND USE










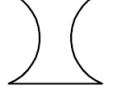
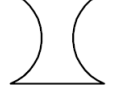

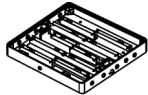







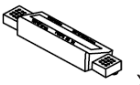
1. This product is intended for **INDOOR** use only.
2. Do **NOT** drag the table when moving it, as this will damage the legs.

41" DOME HOCKEY TABLE - NG


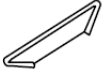




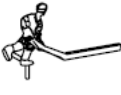


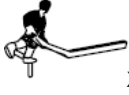






Parts List























PARTS

#1 NGP  X2 TOP APRON A	#2 NGP  X2 TOP APRON B	#3 NGP  X2 BOTTOM APRON A	#4 NGP  X2 BOTTOM APRON B	#5 NGP  X4 TOP CONNECT BOARD	#6 NGP  X4 BOTTOM CONNECT BOARD A	#7 NGP  X1 CROSSBEAM A
#8 NGP  X1 CROSSBEAM B	#9 NGP  X4 BOTTOM CONNECT BOARD B	#10 NGP  X2 LEG APNEL A	#11 NGP  X2 LEG APNEL B	#12 NGP  X4 LEG APNEL B	#13 NGP  X1 UPPER CABINET	#14 NGP  X1 PLAYFIELD
#19 NGP  X2 LONG ROD	#20 NGP  X2 MIDDLE ROD A	#21 NGP  X2 MIDDLE ROD B	#22 NGP  X4 SHORT ROD	#23 NGP  X10 SPRING	#25 NGP  X2 GOALIE CONTROL	#36 NGP  X1 ELECTRONIC SCORER

PARTS

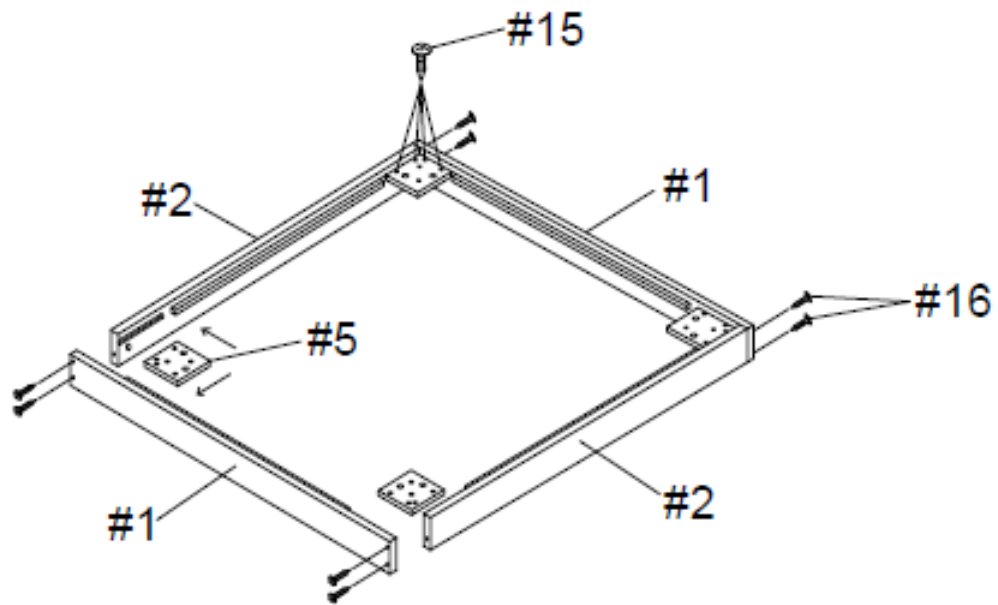
#37 NGP  GOAL X2	#38 NGP  PLAYFIELD BLOCK X2	#39 NGP  PLAYFIELD END X2	#40 NGP  ROD HANDLE X10	#41 NGP  RED SHORT STICK PLAYER X4	#42 NGP  RED GOALIE X1	#43 NGP  RED LONG STICK PLAYER X1
#44 NGP  BLUE SHORT STICK PLAYER X4	#45 NGP  BLUE GOALIE X1	#46 NGP  BLUE LONG STICK PLAYER X1	#47 NGP  DOME X1	#48 NGP  DOME HANDLE X1	#50 NGP  LEG LEVELER X4	#51 NGP  L-BRACKET X2
#52 NGP  PUCK X2	#53 NGP  ADAPTER X1	#56 NGP <i>Part of Table Body</i> (A & B wires: 1 wire set per goal) SCORER SENSOR WIRE				

HARDWARE PACK - NGP

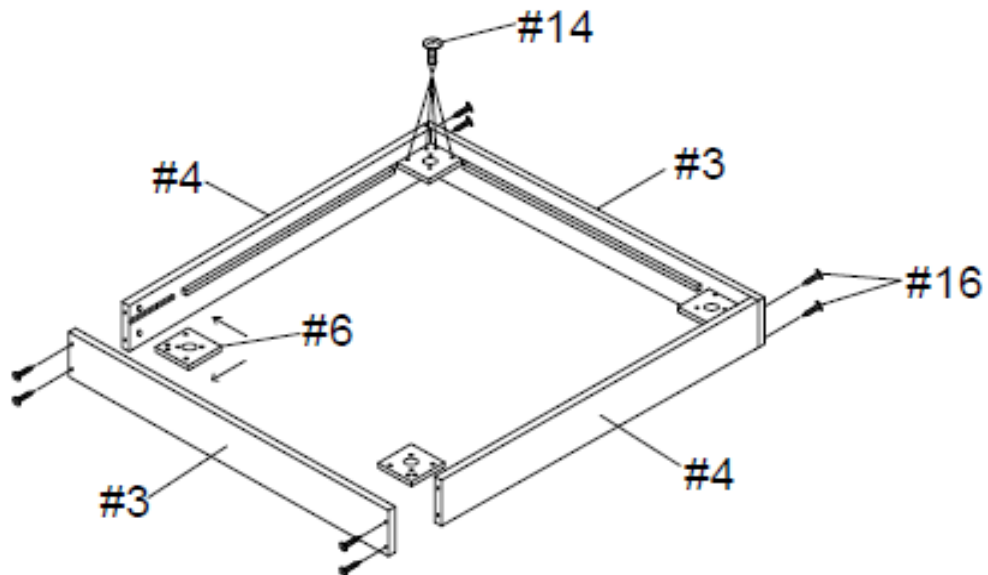
#15 X64  SCREW	#16 X16  SCREW	#17 X4  BOLT	#18 X4  WASHER	#24 X10  BOLT	#26 X10  WASHER	#27 X6  NUT
#28 X4  NUT	#29 X2  SCREW	#30 X4  SCREW	#31 X4  BOLT	#32 X4  WASHER	#33 X12  SCREW	#34 X4  BOLT
#35 X12  SCREW	#49 X1  SCREW	#54 X1  WRENCH	#55 X1  WRENCH	ADDITIONAL EQUIPMENT REQUIRED:  PHILLIPS HEAD SCREWDRIVER	ADDITIONAL EQUIPMENT REQUIRED:  AAA BATTERY	

ASSEMBLY INSTRUCTIONS

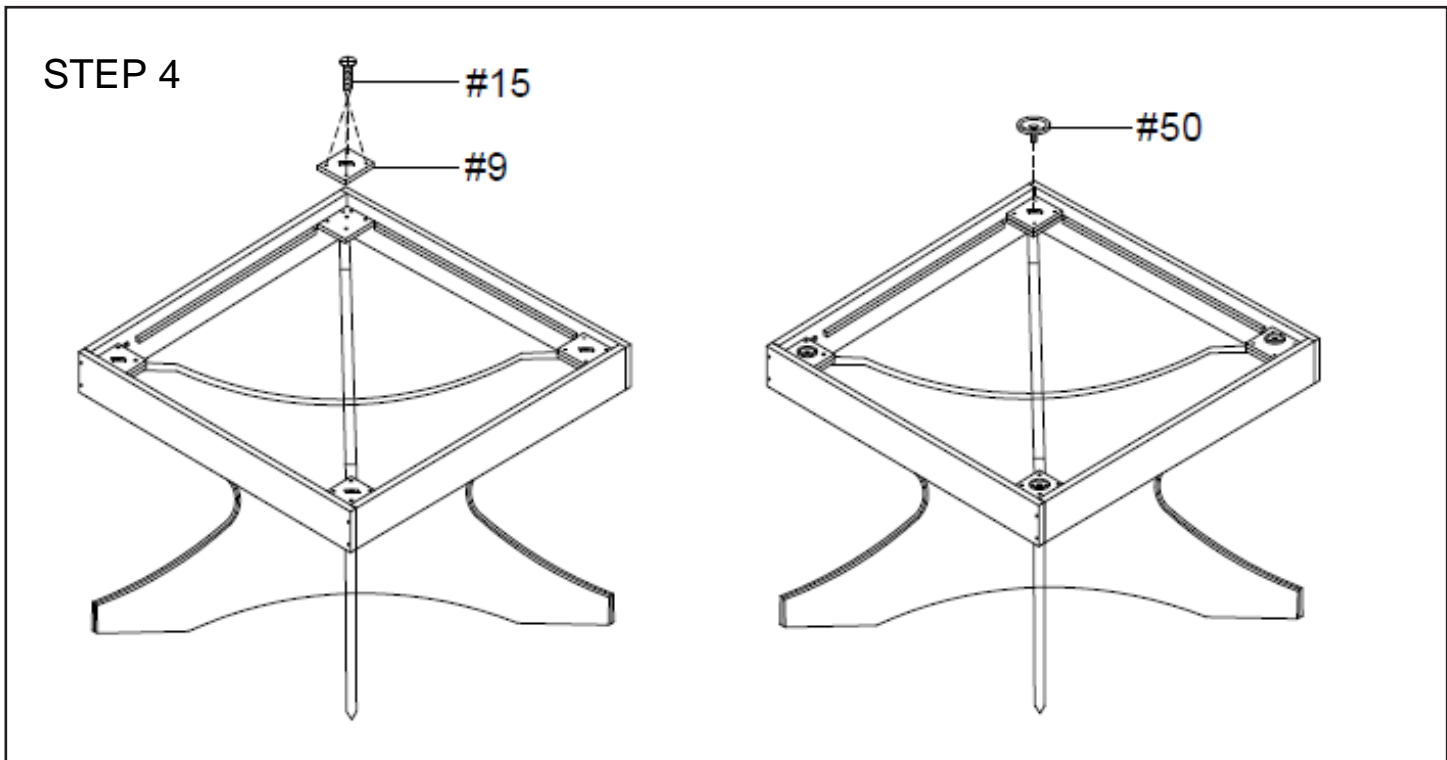
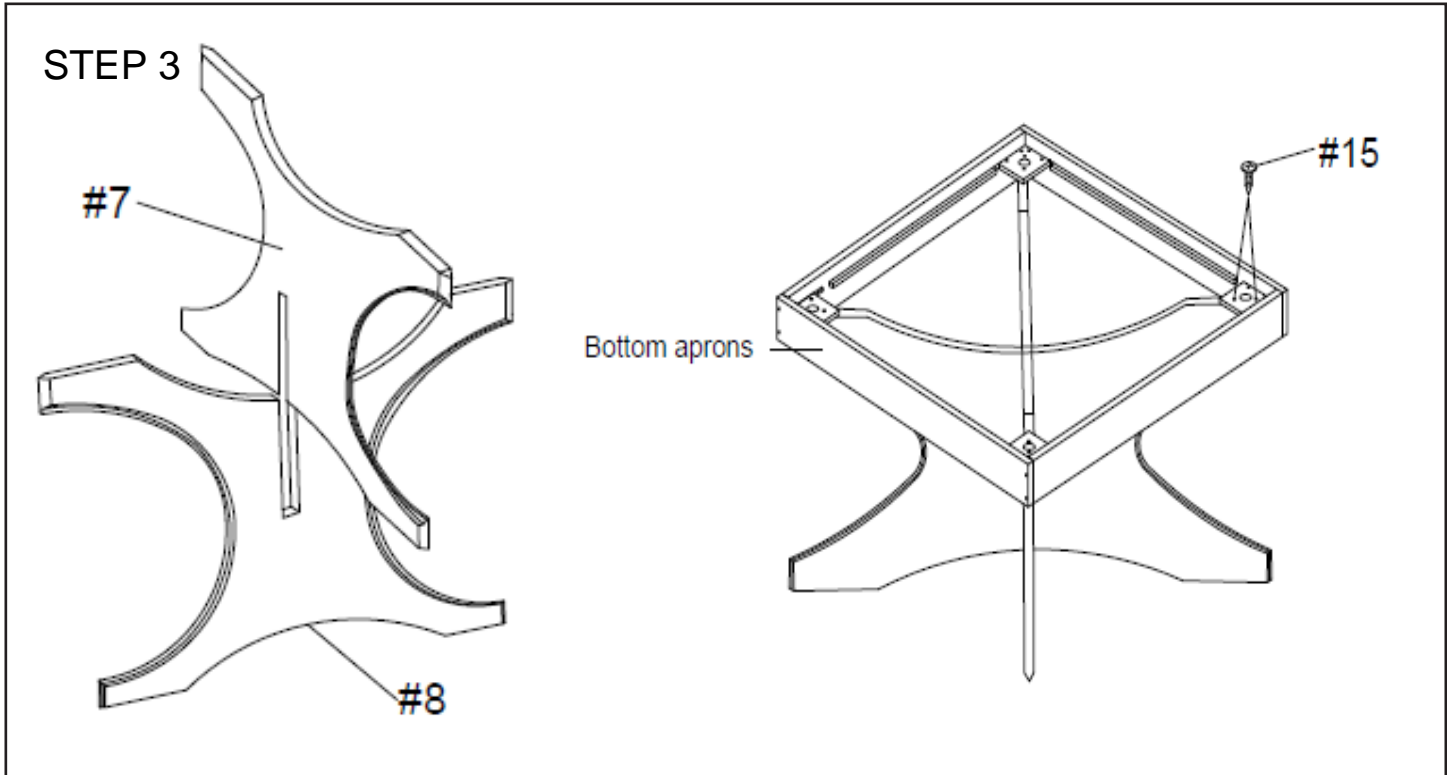
STEP 1



STEP 2

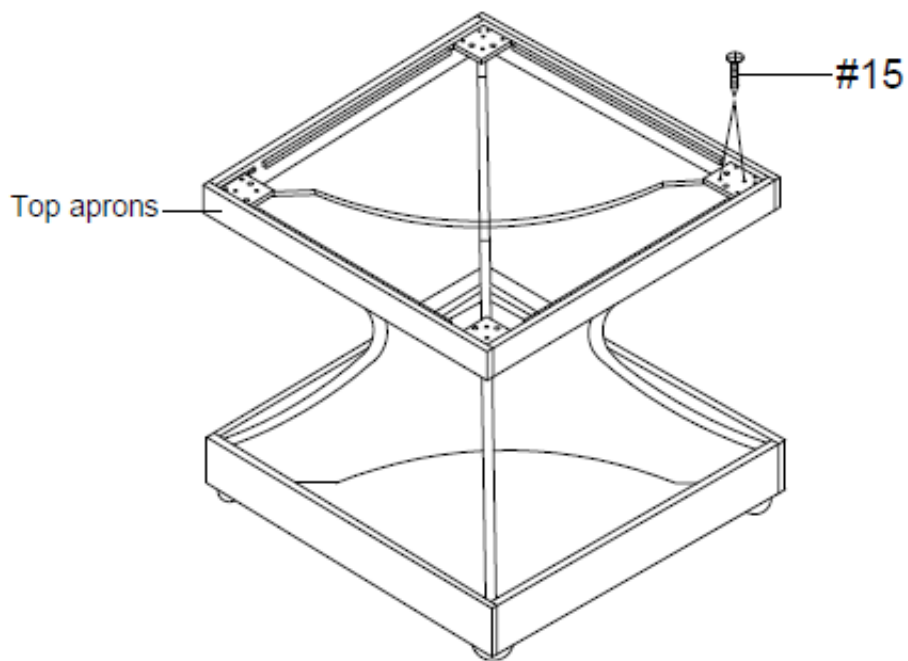


ASSEMBLY INSTRUCTIONS (CONT.)

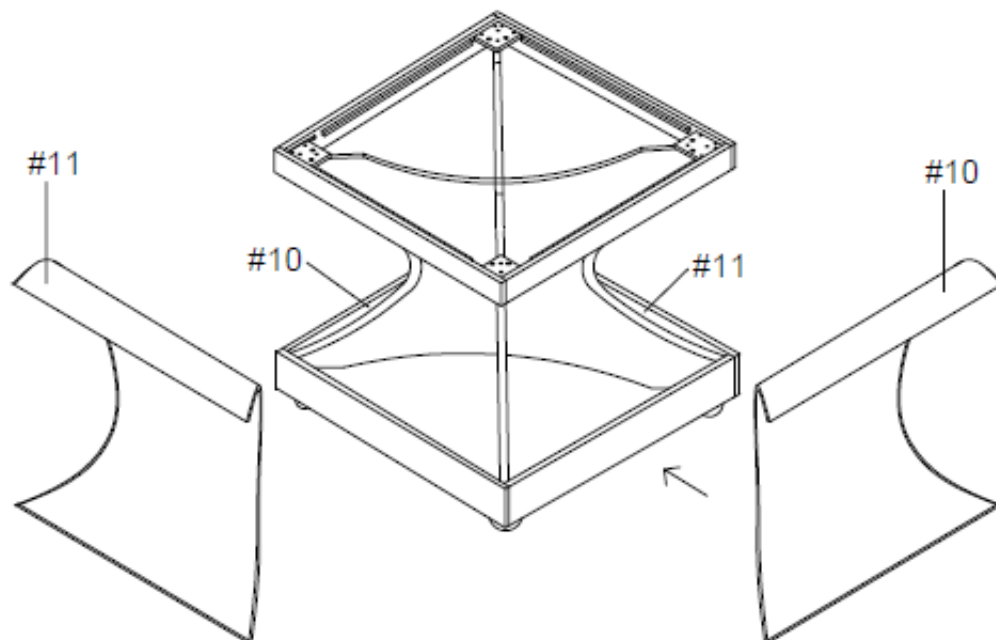


ASSEMBLY INSTRUCTIONS (CONT.)

STEP 5

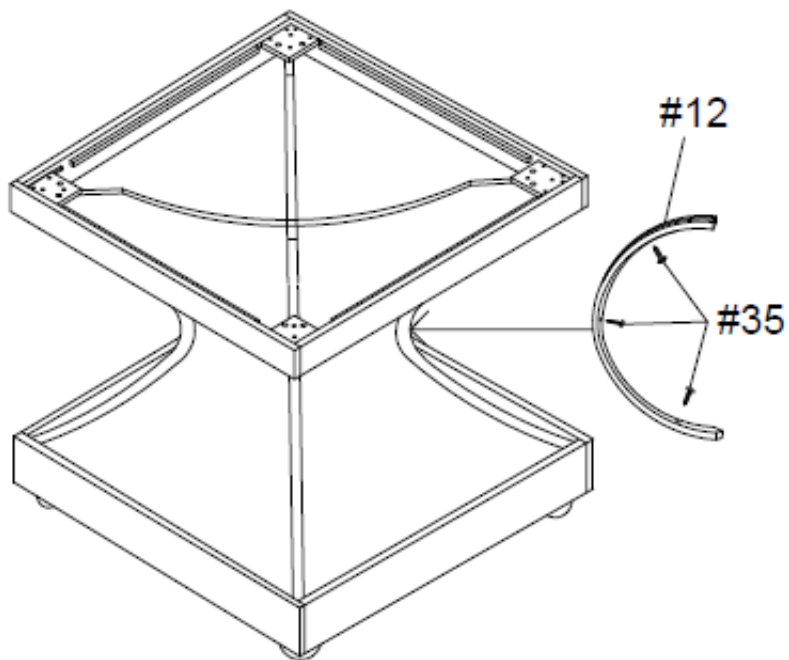


STEP 6



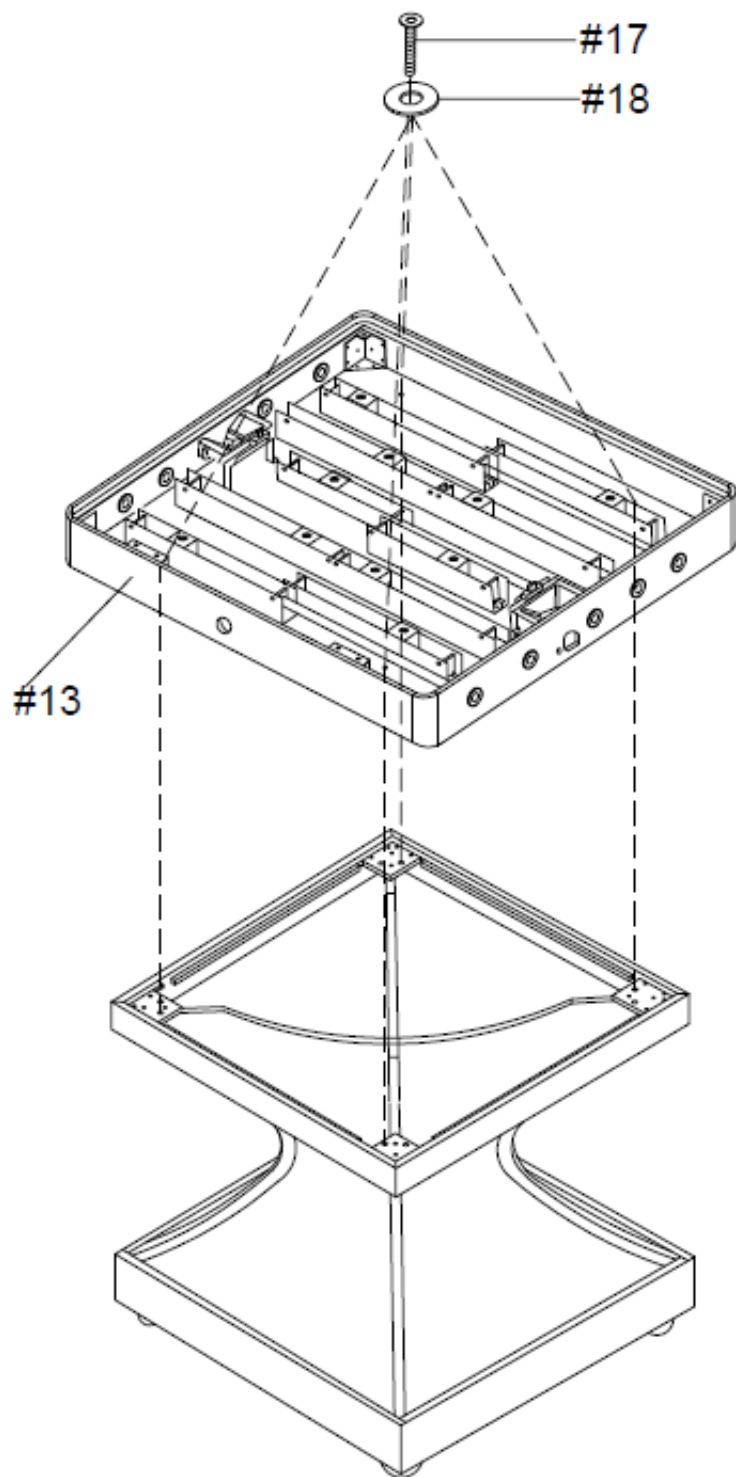
ASSEMBLY INSTRUCTIONS (CONT.)

STEP 7



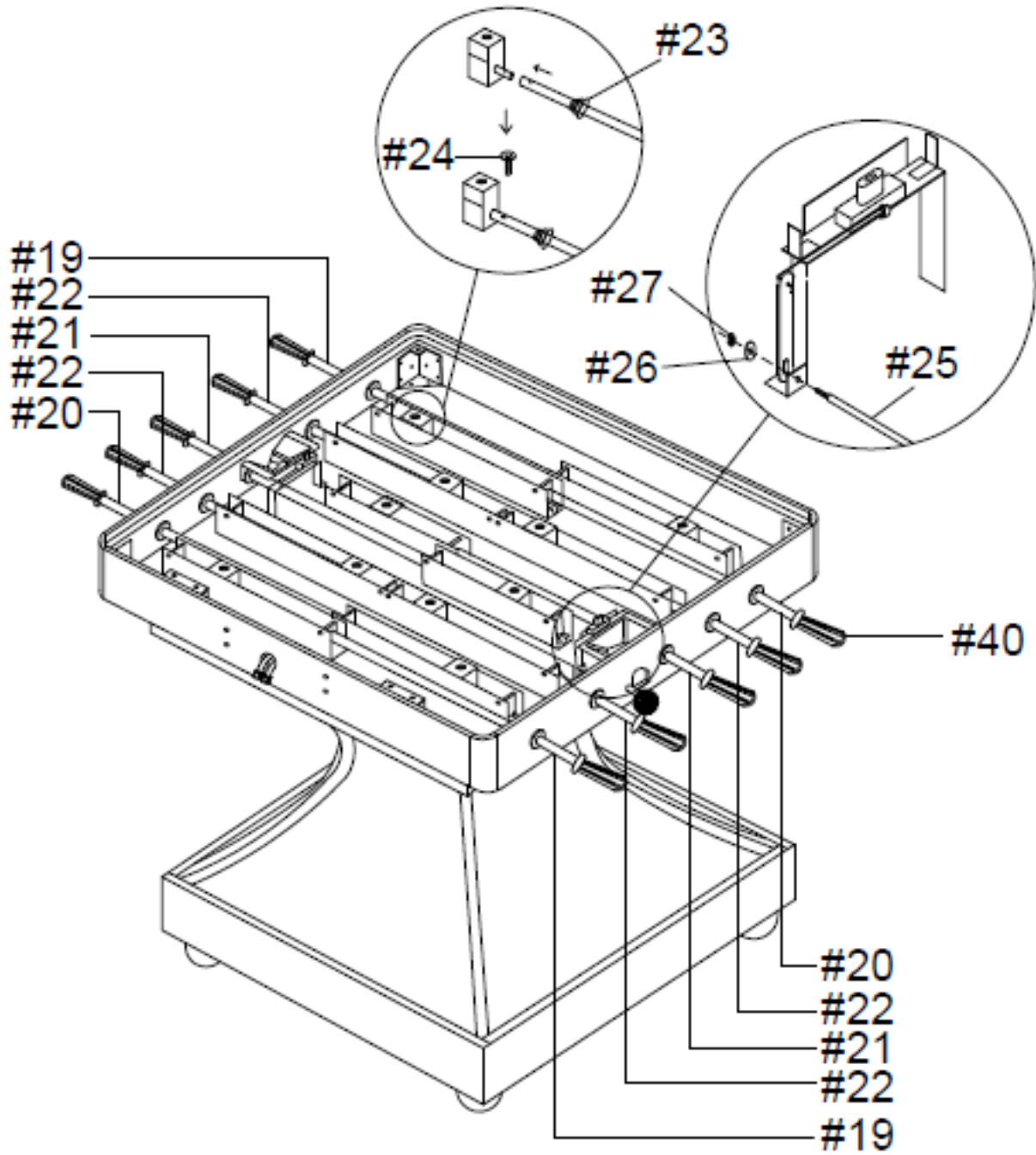
ASSEMBLY INSTRUCTIONS (CONT.)

STEP 8



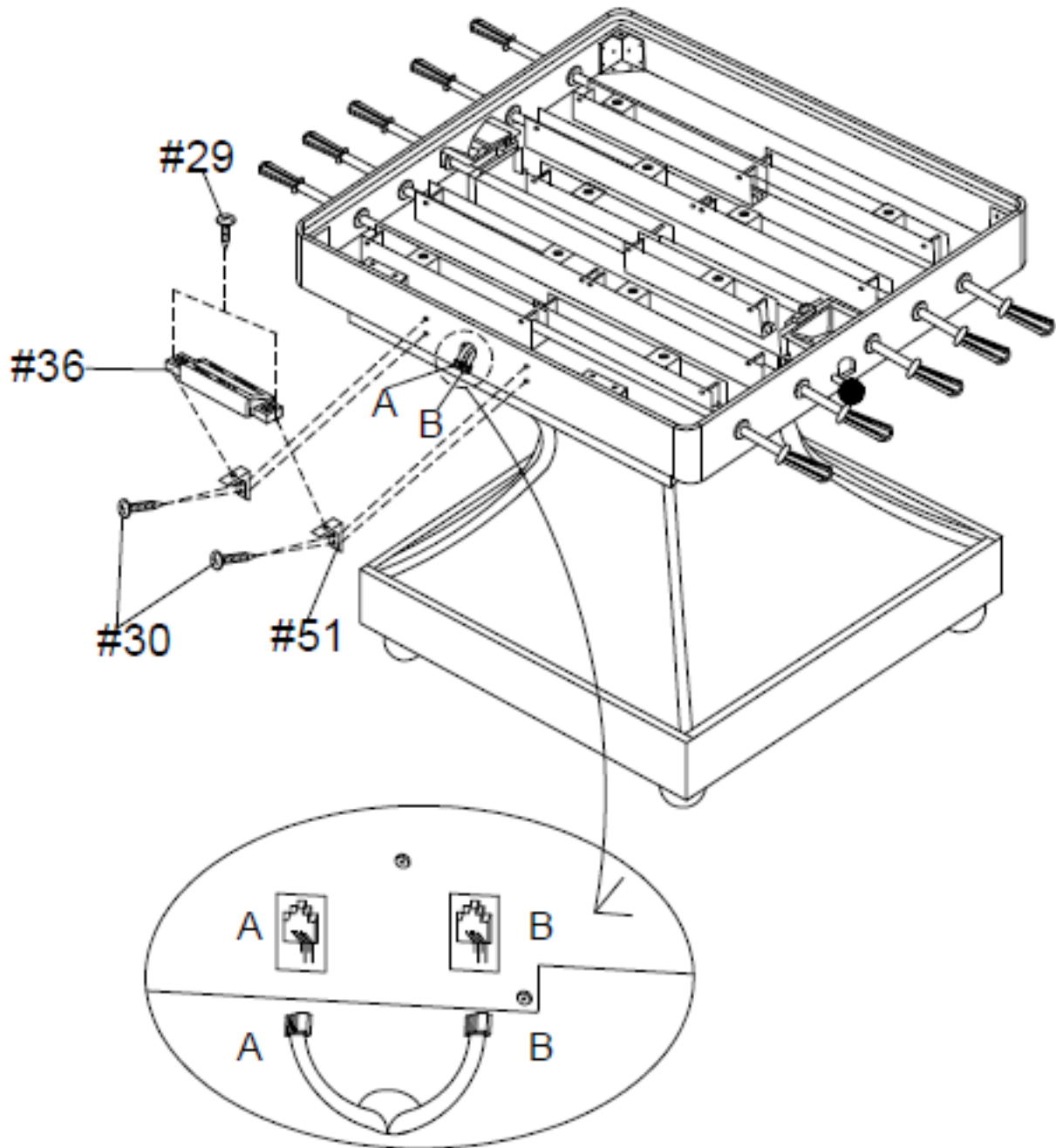
ASSEMBLY INSTRUCTIONS (CONT.)

STEP 9



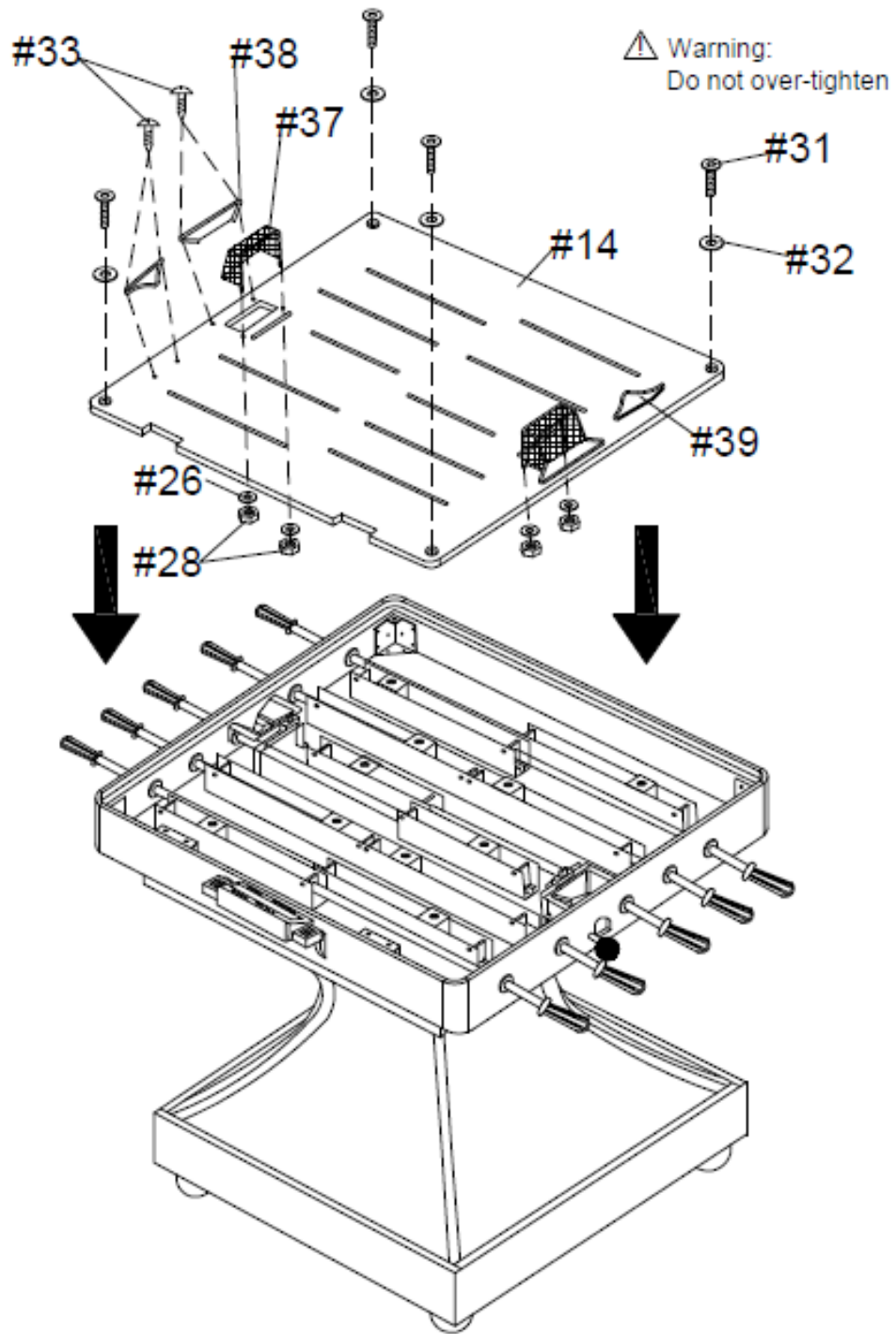
ASSEMBLY INSTRUCTIONS (CONT.)

STEP 10



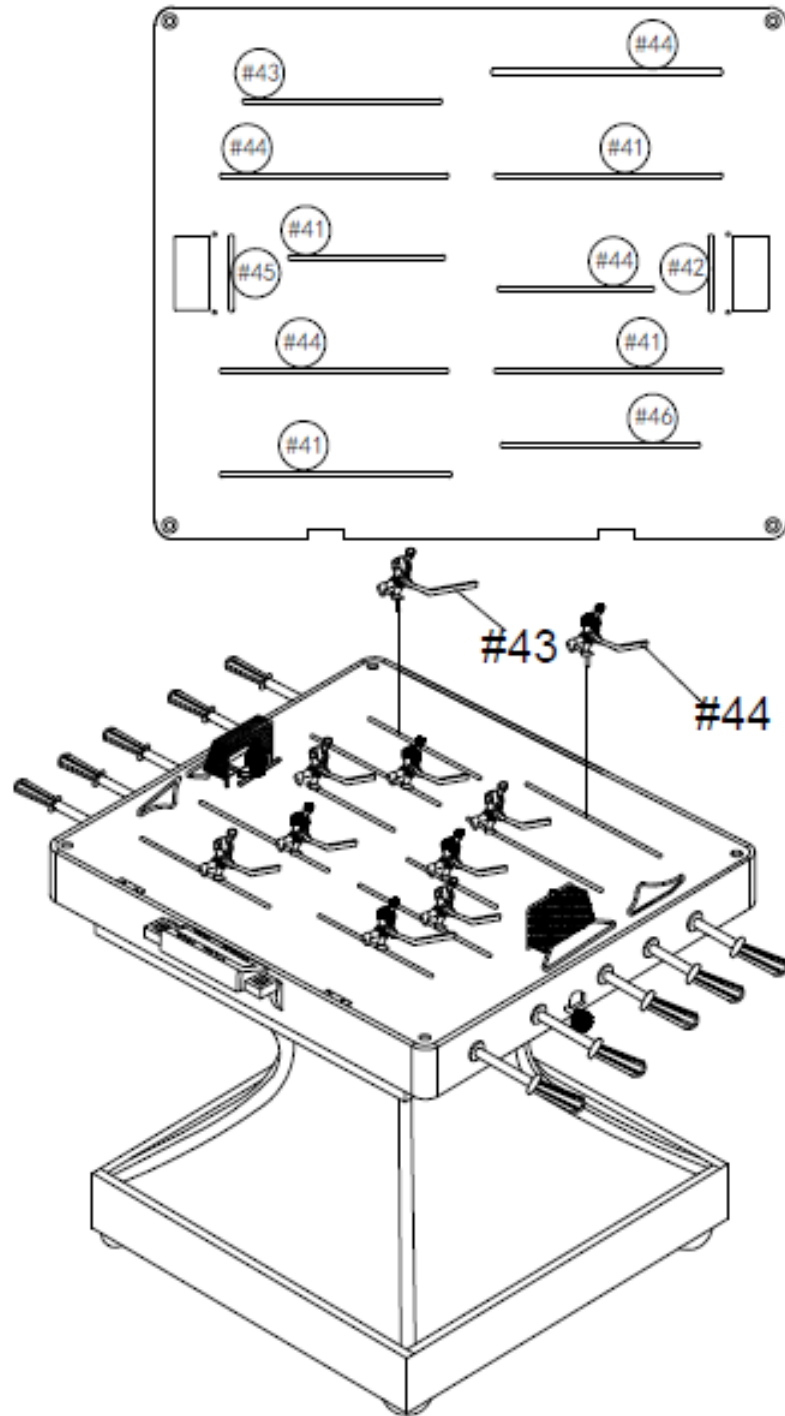
ASSEMBLY INSTRUCTIONS (CONT.)

STEP 11



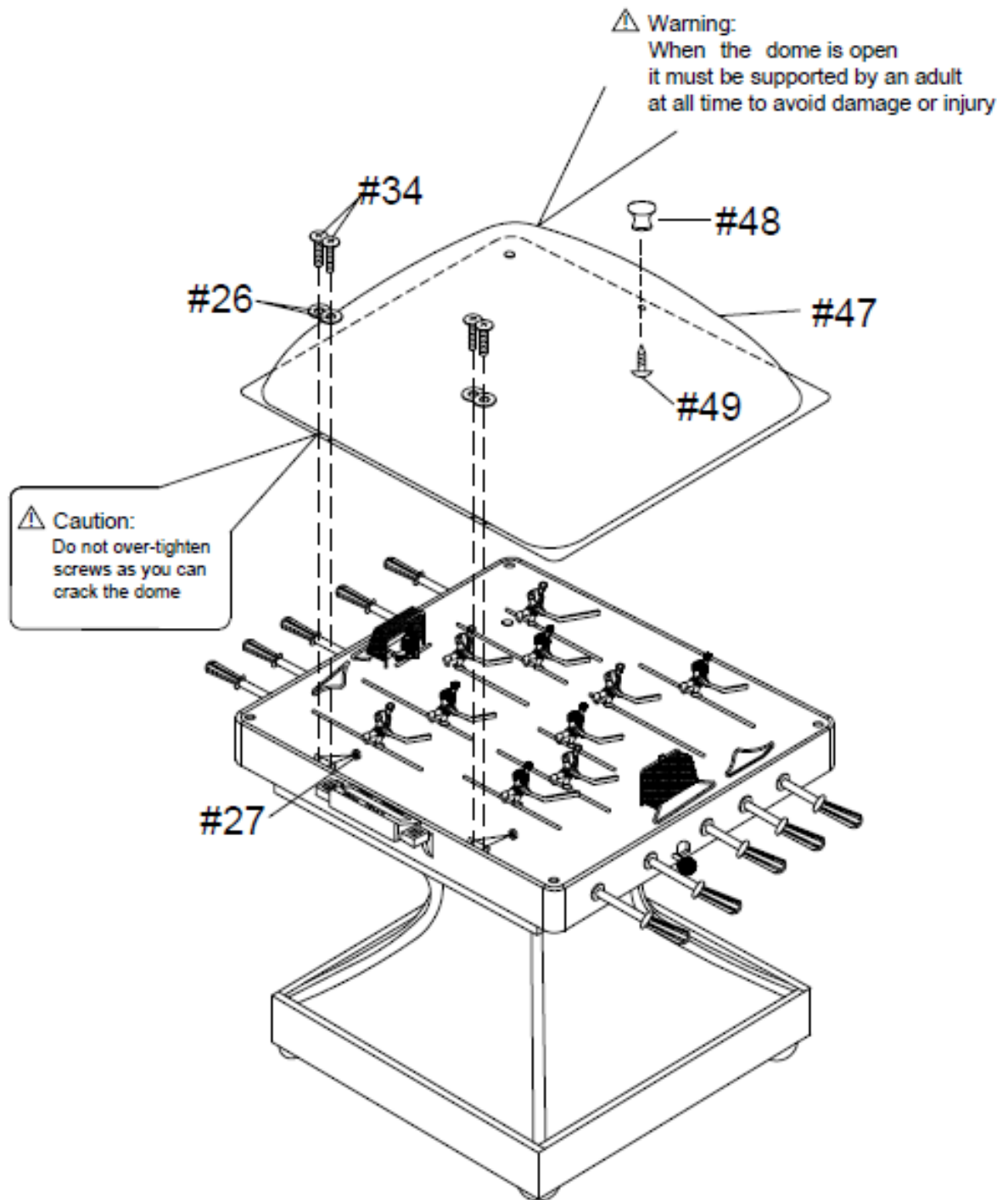
ASSEMBLY INSTRUCTIONS (CONT.)

STEP 12



ASSEMBLY INSTRUCTIONS (CONT.)

STEP 13



180-DAY LIMITED WARRANTY

This product is warranted to the original purchaser to be free from defects in material or workmanship for a period of 180 days from the date of the original retail purchase.

This warranty does not cover defects or damage due to improper installation, alteration, accident or any other event beyond the control of the manufacturer. Defects or damage resulting from misuse, abuse or negligence will void this warranty. This warranty does not cover scratching or damage that may result from normal usage.

This product is not intended for institutional or commercial use; the manufacturer does not assume any liability for such use. Institutional or commercial use will void this warranty.

This warranty is nontransferable and is expressly limited to the repair or replacement of the defective product. During the warranty period, the manufacturer shall repair or replace defective parts at no cost to the purchaser. Shipping charges and insurance are not covered and are the responsibility of the purchaser. Labor charges and related expenses for removal, installation or replacement of the product or components are not covered under this warranty.

The manufacturer reserves the right to make substitutions to warranty claims if parts are unavailable or obsolete.

The manufacturer shall not be liable for loss of use of the product or other consequential or incidental costs, expenses or damages incurred by the consumer of any other use. The user assumes all risk of injury resulting from the use of this product.

This warranty is expressly in lieu of all other warranties, expressed or implied, including warranties of merchantability or fitness for use to the extent permitted by Federal or state law. Neither the manufacturer nor any of its representatives assumes any other liability in connection with this product.

All warranty claims must be made through the retailer where the product was originally purchased. A purchase receipt or other proof of date of purchase will be required to process all warranty claims. The model number and part numbers found within the assembly instructions will be required when submitting any parts requests or warranty claims.

For further warranty information or inquiries, please call 800-759-0977