


## PREMIUM CEDAR RAISED GARDEN BED | ASSEMBLY INSTRUCTIONS

Questions? Email [info@greenesfence.com](mailto:info@greenesfence.com) or call 800-622-5510 Monday - Friday 8am-5pm EST


### PACKAGE CONTENTS + (4) Screws




12in. x 2.5in. x 2.5in.  
Tall Posts



4ft. x 5.5 in.  
Boards



16in. x 5.5 in.  
Boards



3.5in. x 3.5in.  
Decorative Caps



1.

### CONNECT TWO TALL POSTS TOGETHER WITH TWO 4FT. BOARDS

Holding a Board in one hand with the notched ends facing up, line up the groove on a Tall Post and slide it down over one end of the Board. Slide another Post down over the other end to complete one 4ft. wall. Repeat step one to complete a second wall.

2.

### CONNECT THE TWO WALLS TOGETHER WITH TWO 16IN. BOARDS

Take a Board and slide down over the top of a Tall Post. Connect the same Board to an adjacent Post on the second wall. Do the same with another Board to complete a 16in. x 4ft. rectangle.



3.

### ADD A SECOND BOARD TO ALL WALLS & ATTACH DECORATIVE CAPS

Add Boards, one at a time, directly on top of each existing Board in the Frame. Push the Boards down evenly between the tops of the Tall Posts. If needed, tap snugly into place with a rubber mallet. Attach each Decorative Cap to a Tall Post with a screwdriver and one Screw. We recommend drilling a pilot hole first for each Screw.



### TO STACK GARDEN BEDS FOR MORE HEIGHT:

- Assemble the first Garden Bed without Decorative Caps, or remove Caps from a completed Bed.
- The Corner Posts are designed to be taller than the Boards, so Beds can be stacked securely.
- Slide a Board from the second Garden Bed into tops of the Corner Posts from the first Bed, to extend one wall upwards.
- Slide Corner Posts from the second Bed down on both ends of the Board to lock in place.
- Continue assembling the second Bed, sliding Boards and Posts into place on top of the first to complete another rectangle.
- Attach Decorative Caps to the tops of each Corner Post.



### INSTALLATION SUPPORT

[youtube.com/greenesfence](https://www.youtube.com/greenesfence)

### NEED HELP?

Contact customer service  
instead of returning item to store.  
800-622-5510 M-F 8-5  
[info@greenesfence.com](mailto:info@greenesfence.com)