

Support

[Order Parts](#)
[Product Care & Warranty](#)
[Assembly](#)
[Order Tracking](#)
[Shipping Damage](#)

Assembly

All of our products are RTA (Ready to Assemble) and we're here to help you if you need assistance assembling your purchase.

Contact us by phone:

1-877-773-7221 (toll free)


Monday to Friday 7am - 4:30pm PST (10am - 7:30pm EST) & Sunday 7am - 12pm PST (10am - 3pm EST)

Email us anytime:

assembly@prepacmfg.com

We also have videos to help you when assembling your product.


Click on the images or links below to view some common assembly instructions & tips on YouTube.




[What To Expect](#)



[How to Use The Hardware](#)



[How to Attach Drawer Glides](#)




[How to Install products with Prepac's 2-piece Wall Mount Cleat System](#)



[How to Install Prepac's Series 9 Wall Mounted AV Consoles](#)



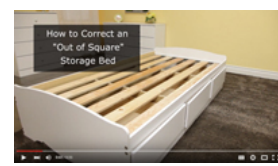
[How to Install products with Prepac's Metal Hanging Rail System](#)



[How to Install Prepac's HangUps Garage Storage Collection](#)



[How to Adjust Hinges](#)



[How to Correct an "Out of Square" Storage Bed](#)

If you have trouble viewing these videos, or you would like to comment on their helpfulness, please contact us at: feedback@prepacmfg.com