



see what Delta can do™

TUB AND SHOWER FAUCET TRIM

■ Portwood™ Collection

FEATURES:

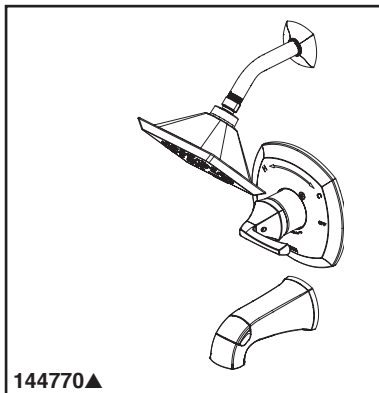
- MultiChoice® Universal Rough
- H2Okinetic® Technology Spray

STANDARD SPECIFICATIONS:

- Maintains a balanced pressure of hot and cold water even when a valve is turned on or off elsewhere in the system.
- For use with MultiChoice® Universal rough valve body. (R10000 Series).
- Back-to-back installation capability.
- Solid brass forged body.
- Temperature only controlled with handle.
- Field adjustable to limit handle rotation into hot water zone.
- 120° maximum handle rotation.
- Showerhead maximum flow rate 2.0 gpm @ 60 psi, 7.6 L/min @ 414 kPa.
- Easy-turn 3-spray adjustable showerhead.
- Pull-up tub spout: 1/2" NPT iron pipe thread connection or 1/2" copper spout tube soldering connection.

WARRANTY

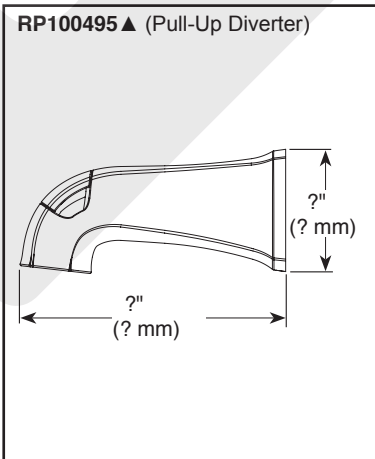
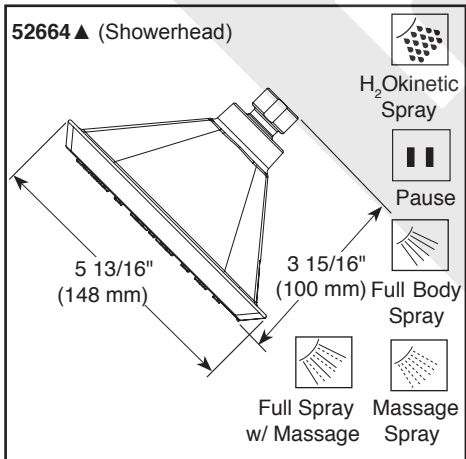
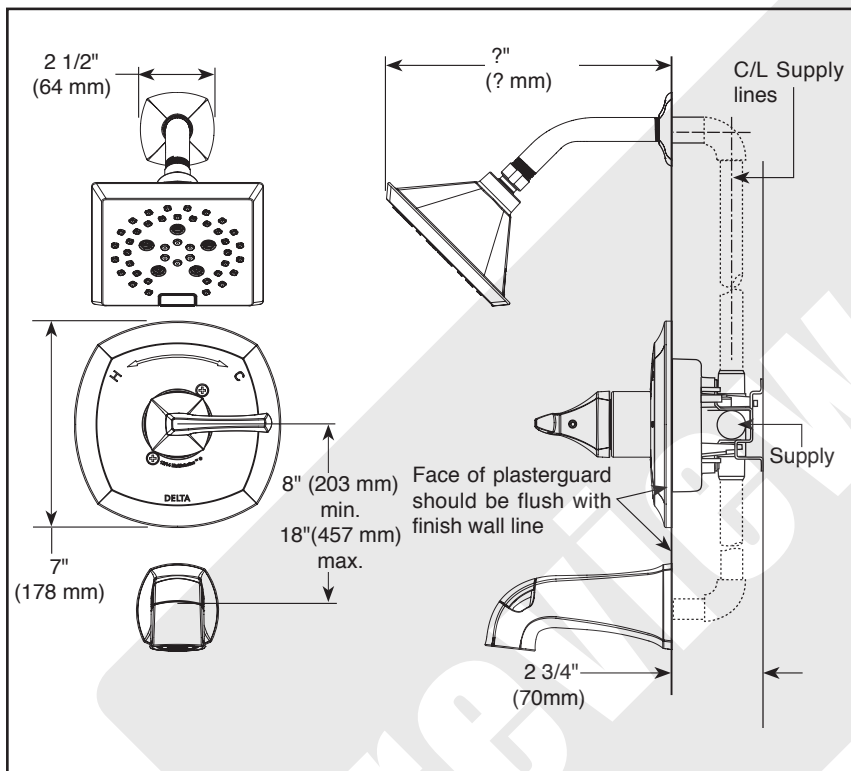
- Lifetime limited warranty on parts (other than electronic parts and batteries) and finishes; or, for commercial users, for 5 years from the date of purchase.
- 5 year limited warranty on electronic parts (other than batteries); or for commercial users, for 1 year from the date of purchase. No warranty is provided on batteries.



144770▲

Submitted Model No.: _____

Specific Features: _____



▲ Designate proper finish suffix



COMPLIES WITH

- ASME A112.18.1 / CSA B125.1
- Indicates compliance to ICC/ANSI A117.1 - Valve control only
- EPA WaterSense®

Delta reserves the right (1) to make changes in specifications and materials, and (2) to change or discontinue models, both without notice or obligation. Dimensions are for reference only. See current full-line price book or www.deltafaucet.com for finish options and product availability.

DSP-B-144770 Rev. A

Delta Faucet Company

55 E. 111th Street, Indianapolis, IN 46280
350 South Edgeware Road, St. Thomas, ON N5P 4L1
© 2018 Delta Faucet Company