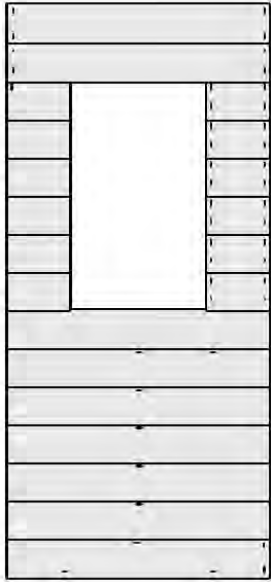



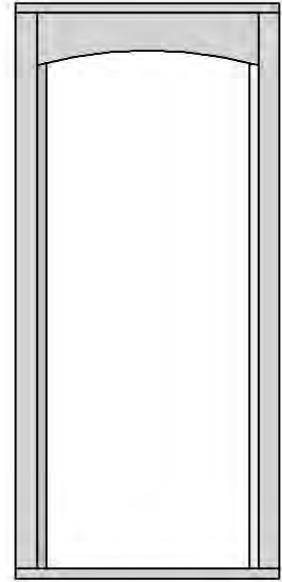
# Part Identification (Reduced Size Drawings)



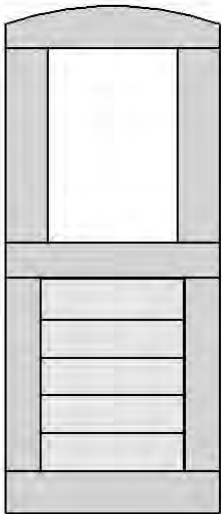
**A** Window Wall (3)  
(38018036)




**B** Wall Assembly (2)  
(38018136)




**C** Door Frame (1)  
(38018836)




**D** Door Panel  
Assembly (1)  
(38028901)



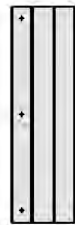
**E** Shutter (6)  
15 x 138 x 461  
[9/16 x 5-7/16 x 18-1/8"]  
(3633460)



**F** Door Window  
w/ Screws (1)  
(3320594)



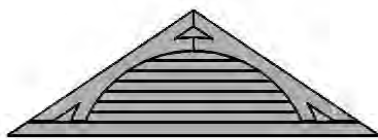
**G** Large Window A  
w/ Screws (3)  
(3320593)



**H** Window Shutter (2)  
15 x 138 x 458  
[9/16 x 5-7/16 x 18"]  
(38013501)



**J** Half Wall Assembly (1)  
(38028036)
















Gable Vent Large w/ Screws (2)  
(3320691)





Flower Box w/ Screws (1)  
(3320401)


## Part Identification (Reduced Size Drawings)

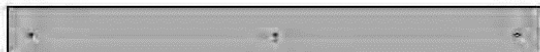
-   
**K** Rafter Extender (4) 15 x 30 x 765 [5/8 x 1-1/8 x 30-1/8"] (38013936)
-   
**L** Long Wall Connector (2) 21 x 30 x 1160 [13/16 x 1-1/8 x 45-5/8"] (38029636)
-   
**M** Long Rafter Tie (2) 38.1 x 38.1 x 816 [1-1/2 x 1-1/2 x 32-1/8"] (38022336)
-   
**N** Short Rafter Tie (1) 38.1 x 38.1 x 457 [1-1/2 x 1-1/2 x 18"] (38022236)
-   
**O** Roof Rafter (6) 38.1 x 38.1 x 736.6 [1-1/2 x 1-1/2 x 29"] (38022136)
-   
**P** Short Wall Connector (2) 21 x 30 x 610 [13/16 x 1-1/8 x 24"] (38013436)
-   
**Q** Connector (2) 21 x 30 x 1118 [13/16 x 1-1/8 x 44"] (38013836)
-   
**R** Cedar Roofing (18) 9.5 x 88.9 x 1206.5 [3/8 x 3-1/2 x 47-1/2"] (3635155)
-   
**S** Table Top (1) 23.8 x 133.4 x 1179 [15/16 x 2 x 47-7/8"] (38029536)
-   
**T** Back Arch (1) 15.9 x 136.5 x 1179 [5/8 x 5-3/8 x 46-3/8"] (38029736)
-   
**U** Soffit (2) 15 x 90 x 1118 [5/8 x 3-1/2 x 44"] (38014236)
-   
**V** Side Soffit (2) 15 x 45 x 1195 [5/8 x 1-3/4 x 47"] (38021936)
-   
**W** Gable Support (2) 15.9 x 136.5 x 1175 [5/8 x 5-3/8 x 46-1/4"] (38022036)


# Part Identification (Reduced Size Drawings)


**(X)**  Ground Stake (1) 31.8 x 38.1 x 357 [1-1/4 x 1-1/2 x 14"] (3640318)


**(Y)**  Corner Trim (4) 10 x 50 x 1215 [3/8 x 2 x 47-13/16"] (38012436)


**(Z)**  Joint Strip (3) 7 x 40 x 1215 [1/4 x 1-5/8 x 47-13/16"] (38012536)


**(YY)**  Trim Short (2) 10 x 50 x 565 [3/8 x 2 x 22-1/4"] (38029136)


**(ZZ)**  Trim Corner (2) 10 x 50 x 1215 [3/8 x 2 x 47-13/16"] (38022736)

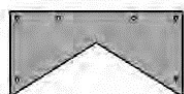
**(AA)**  Fence Rail (4) 23.8 x 57.2 x 609.6 [15/16 x 2-1/4 x 24"] (38029405)


**(BB)**  Picket (6) 15.9 x 85.7 x 457.2 [5/8 x 3-3/8 x 18"] (38029205)

**(CC)**  Fence Post (2) 38.1 x 38.1 x 635 [1-1/2 x 1-1/2 x 25"] (38029305)

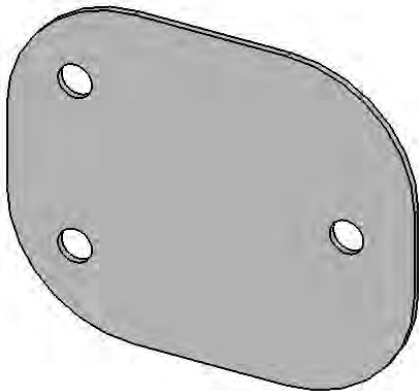
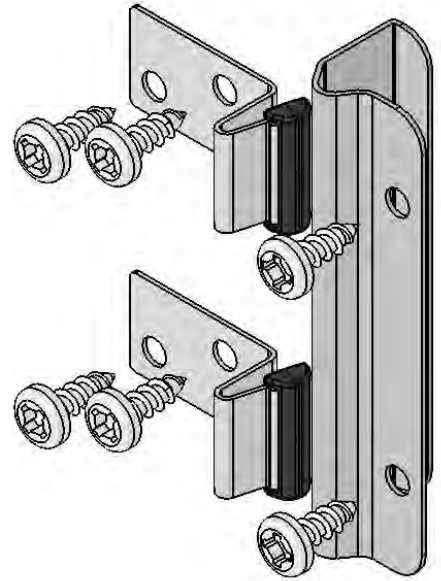
**(D1)**  Cupola Assembly (2) (38018605)

**(D2)**  Cupola Top (2) 15 x 25 x 182 [5/8 x 1 x 7-1/8"] (38015205)

**(D3)**  Cupola Side (2) 15 x 90 x 182 [5/8 x 4-1/2 x 7-1/8"] (38025005)

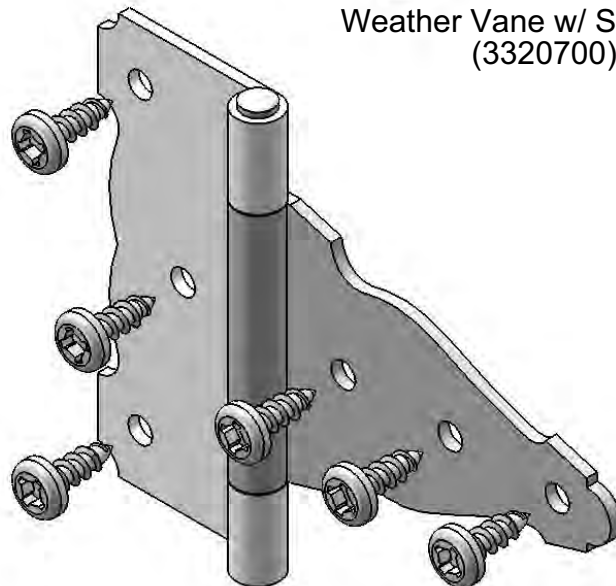
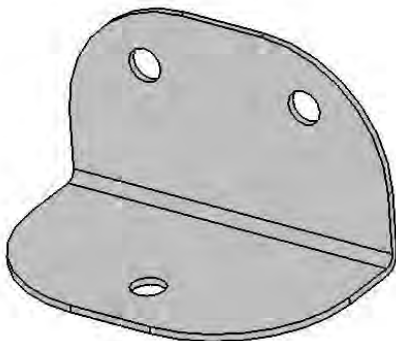
**(D4)**  Cupola Roof (4) 15 x 135 x 303 [5/8 x 5-5/16 x 11-15/16"] (38025136)

# Hardware Identification (Actual Size Drawing)



Sunburst Bracket w/ Screws (2)  
(3200400)

Weather Vane w/ Screws (1)  
(3320700)



Corner Brace w/ Screws (2)  
(9201100)

Door Hinge w/ Screws (2)  
(9201710)