

This device complies with part 15 of the FCC and Industry Canada license-exempt RSS standard(s). Operation is subject to the following two conditions: (1) this device may not cause harmful interference, and (2) this device must accept any interference received, including interference that may cause undesired operation. FCC NOTE: The manufacturer is not responsible for any radio or TV interference caused by unauthorized modifications to this equipment. Such modifications could void the user's authority to operate the equipment. NOTE: This equipment has been tested and found to comply with the limits for a Class B digital device, pursuant to Part 15 of the FCC Rules. These limits are designed to provide reasonable protection against harmful interference in a residential installation. This equipment generates, uses and can radiate radio frequency energy and, if not installed and used in accordance with the instructions may cause harmful interference to radio communications. However, there is no guarantee that interference will not occur in a particular installation. If this equipment does cause harmful interference to radio or television reception, which can be determined by turning the equipment off and on, the user is encouraged to try to correct the interference by one or more of the following measures:

- Reorient or relocate the receiving antenna.
- Increase the separation between the equipment and receiver.
- Connect the equipment into an outlet on a circuit different from that to which the receiver is connected.
- Consult the dealer or an experienced radio/TV technician for help.

Important note: To comply with the FCC RF exposure compliance requirements, no change to the antenna or the device is permitted. Any change to the antenna or the device could result in the device exceeding the RF exposure requirements and void user's warranty.

**Thank you for purchasing a
PumpSpy Sump Pump Smart Outlet!**

LIMITED 3 YEAR WARRANTY

WHAT THIS WARRANTY COVERS

When used and maintained in normal use and in accordance with the Installation and Operating Instructions, your PumpSpy® product is warranted against original defects in material and workmanship for a full three years from date of purchase (the "Warranty Period"). During the warranty period, PumpSpy will repair or replace at no cost to you, to correct such defects in products found upon examination by PumpSpy to be defective in materials or workmanship.


WHAT THIS WARRANTY DOES NOT COVER

This warranty does not cover use of the product in a non-residential application, improper installation and/or improper maintenance of the product, damage due to misuse, acts of God, nature, vandalism or other acts beyond the control of PumpSpy, owner's acts or omissions, use outside the country in which the product was initially purchased and resales of the product by the original owner. This warranty does not cover pick up, delivery, transportation or house calls. However, if you mail your product to PumpSpy for warranty service, cost of shipping will be paid one way. This warranty does not cover products purchased from a party that is not an authorized retailer, dealer, or distributor of PumpSpy products.


OTHER IMPORTANT TERMS

This warranty is not transferable and may not be assigned. This warranty shall be governed and construed under the laws of the state of Ohio. The warranty period will not be extended by any replacement or repair performed under this warranty. **THIS WARRANTY IS THE EXCLUSIVE WARRANTY AND REMEDY PROVIDED BY PumpSpy. ALL OTHER WARRANTIES, EXPRESSED OR IMPLIED, INCLUDING WARRANTIES OR MERCHANTABILITY OR FITNESS FOR PARTICULAR PURPOSE ARE DISCLAIMED. IN NO EVENT WILL PumpSpy BE LIABLE FOR ANY SPECIAL, INDIRECT, INCIDENTAL OR CONSEQUENTIAL DAMAGES OF ANY KIND OR NATURE TO OWNER OR ANY PARTY CLAIMING THROUGH OWNER WHETHER BASED IN CONTRACT, NEGLIGENCE, TORT OR STRICT PRODUCTS LIABILITY OR ARISING FROM ANY CAUSE WHATSOEVER.** Some states do not allow for the exclusion of consequential damages, so the above exclusion may not apply to you. This warranty gives you specific rights. You may also have others that vary state to state.

© 2016 PumpSpy Technology, LLC

Requires WiFi 

SUMP PUMP SMART OUTLET



PUMPSPY® 

34000 Lear Industrial Pkwy, Avon, OH 44011 • www.pumpspy.com

IMPORTANT!

READ ALL INSTRUCTIONS BEFORE USING THIS PRODUCT.

SPECIFICATIONS

POWER SUPPLY REQUIREMENTS

INPUT 120V, 15A, 60Hz

OUTPUT 120V, 15A, 60Hz

Wi-Fi Radio 802.11 a/b/g/n 2.4 GHz

Operating Temperature 0 to 50° C

Storage Temperature 0 to 70° C

Relative Humidity 0 to 90%

WARNING

The PumpSpy Smart Outlet is for residential indoor use only.



To reduce the risk of electrical shock, this device must be properly grounded in accordance with the National Electric Code (NEC) and all applicable state and local codes and ordinances.

The receptacle used with the PumpSpy® Smart Outlet should be protected with a Ground Fault Circuit Interrupter (GFCI).

Never remove the ground prong from the PumpSpy Smart Outlet, or use an adapter that eliminates the ground prong.

Always plug your PumpSpy Smart Outlet directly into your wall power outlet. Do not use an extension cord. Extension cords could present a safety hazard if not properly sized, become damaged or the connection falls into the sump pit.

Confirm that your PumpSpy Smart Outlet is completely plugged into your wall power outlet and secured with the included hardware. Your device should sit as flush as possible with the wall outlet. If it seems loose, please contact an electrician.



Inspect the power outlet you intend to plug your PumpSpy Smart Outlet into. If there is any damage or excessive wear on the outlet, please contact an electrician.

To reduce any risks of damage please read and understand any safety and operation instructions included with the sump pump and other devices you wish to use with your PumpSpy Smart Outlet.

Do not plug a sump pump or any other device into the PumpSpy Smart Outlet if the device's ground prong has been removed or damaged.

Do not plug a sump pump or any other device into the PumpSpy Smart Outlet if the device's power cord is cut or damaged.

Do not attempt to disassemble or open the PumpSpy Smart Outlet. There are no field serviceable parts or repair options.

UNPACKING

Inspect this device before beginning installation. Occasionally, products are damaged during shipping. If the outlet or any components are damaged, contact PumpSpy for a replacement at support@pumpspy.com or 515.999.6935.

INSTALLATION

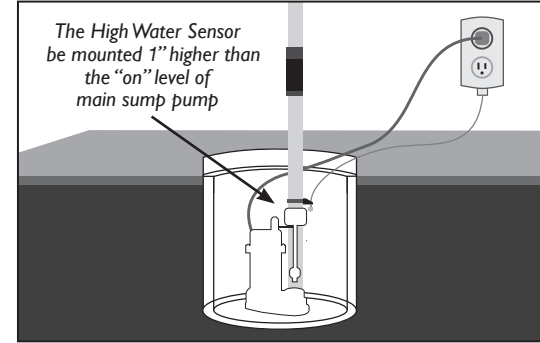
BEFORE INSTALLING THE PUMPSPY SUMP PUMP SMART OUTLET, VERIFY THAT YOUR SUMP PUMP IS IN GOOD WORKING CONDITION! REPLACE IF NECESSARY!

- 1. CONNECT THE SMART OUTLET TO YOUR WI-FI NETWORK AND INSTALL THE PUMPSPY APP ON YOUR DEVICE. SEE ENCLOSED CONNECTION GUIDE.**
- 2. UNPLUG YOUR SUMP PUMP AND ANY OTHER CORDS FROM THE WALL A/C OUTLET**
- 3. PLUG THE SMART OUTLET INTO WALL A/C OUTLET**

A. PumpSpy recommends removing the outlet cover screw and then securing the Smart Outlet to the power outlet with the included mounting screw. If removing the screw is not possible or desired, make sure the outlet is firmly plugged into the power outlet and is flush as possible with the wall.

B. The PumpSpy Smart Outlet is not designed to be used with extension cords or power strips. If you have multiple devices that require the use of a power strip, a power strip can be connected to the lower plug outlet on the Smart Outlet.

4. CONNECT OTHER DEVICES TO THE LOWER STANDARD OUTLET, IF APPLICABLE.



5. INSTALL THE HIGH WATER SENSOR, CLAMPING TO THE DISCHARGE PIPE OF YOUR SUMP PUMP.

- Adjust the position of the mounting bracket so the high water sensor does not interfere with the operation of the main sump pump switch.
- Adjust the height of the mounting bracket so the high water sensor is activated when the water level reaches approx. 1" higher than the "on" level of your main sump pump.
- If you have a secondary sump pump/battery backup pump, make sure the high water sensor is activated BETWEEN the "on" level of the main sump pump and the "on" level of the secondary/backup pump.

PUMPSPY HIGHLY RECOMMENDS THAT YOU ALWAYS HAVE 2 WORKING SUMP PUMPS INSTALLED IN YOUR HOME, ONE OF WHICH CAN OPERATE IN THE EVENT OF A POWER OUTAGE. THE PUMPSPY SUMP PUMP SMART OUTLET WILL NOT OPERATE YOUR SUMP PUMP IN THE EVENT OF A POWER OUTAGE. ALTHOUGH PUMPSPY WILL SEND YOU ALERTS WHEN YOUR PUMP HAS AN ISSUE, WE RECOMMEND HAVING A BACKUP PUMP THAT CAN TAKE OVER PUMPING DUTY UNTIL REPAIRS CAN BE COMPLETED.