

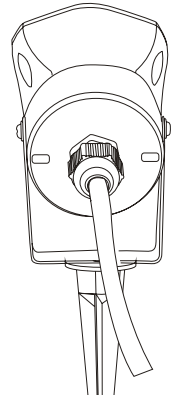
INSTRUCTIONS

SAFETY WARNING: Remove all plastic fasteners and tags. These are part of the packaging and should be discarded.

SAVE THESE INSTRUCTIONS – This manual contains important safety and operating instructions for power units.

WARNING

ELECTRIC PRODUCT. Keep away from children. Not recommended for children under 3 years of age. As with all electrical products, precautions should be observed during handling and use to reduce the risk of electric shock. If the supply cord is damaged, it must be replaced by the manufacturer, its service agent or similarly qualified persons in order to avoid a hazard.



WARNING

Strobe lights have been known to trigger seizures in people with photosensitive epilepsy.

WARNING

The light is very bright. Do not shine directly into eyes.

IMPORTANT SAFETY INSTRUCTIONS

READ ALL INSTRUCTIONS BEFORE USING (THIS FURNISHING)

WARNING: WHEN USING AN ELECTRICAL FURNISHING BASIC PRECAUTIONS SHOULD ALWAYS BE FOLLOWED

WARNING: TO REDUCE THE RISK OF BURNS, FIRE, ELECTRIC SHOCK OR INJURY TO PERSONS :

READ AND FOLLOW ALL SAFETY INSTRUCTIONS.

1. Suitable (for mounting) within 4 feet of the ground. Route Cord to prevent tripping; Do not use extension cords with this product; Protect power supply cord from crushing or stepping; To replace cord, contact place of purchase or manufacturer; Do not close furnishing (or a part of the furnishing shall be identified) on products plugged into receptacles or luminaires.; Do not use when wet; do not submerge. Remove power when not in use.
2. Unplug from outlet before putting on or taking off parts.
3. Never operate this furnishing if it has a damaged cord or plug, if it is not working properly, if it has been dropped or damaged, or dropped into water. Return the furnishing to a service center for examination and repair.
4. Keep the cord away from heated surfaces.
5. Close supervision is necessary when this furnishing is used by, or near children, invalids, or disables persons.
6. Do not secure the wiring of the product with staples or nails, or place on sharp hooks or nails.
7. Do not let lamps rest on the supply cord or on any wire.
8. Use this furnishing only for its intended use as described in these instructions. Do not use attachments not recommended by the manufacturer.
9. Do not close doors or windows on the product or extension cords as this may damage the wire insulation.
10. Do not cover the product with cloth, paper or any material not part of the product when in use.
11. Ground Fault Circuit Interrupter (GFCI) protection is to be provided on the circuit(s) or outlet(s) to be used for the wet location portable luminaire. Receptacles are available having built-in GFCI protection and are able to be used for this measure of safety.
12. Use only with an extension cord for outdoor use, such as an extension cord of cord type SEW, SEOW, SOW, SOOW,STW, STOW, STOOW, SJEW, SJEOW, SJEOOW, SJW, SJOW, SJOOW, SJTW, SJTOW, or SJTOOW.
13. To reduce the risk of electric shock, this furnishing has a polarized plug (one blade is wider than the other). This plug will fit in a polarized outlet only one way. If the plug does not fit fully in the outlet, reverse the plug. If it still does not fit, contact

a qualified electrician to install the proper outlet. Do not change the plug in any way.

14. Do not contact of the cord, or contact of combustibles such as plastic, paper goods, and similar materials, with the lamp, lampholder and reflector; the luminaire is not intended for illumination of aquariums, the luminaire is not intended for installation in plastic cabinets.
15. Read and follow all instructions that are on the product or provided with the product.

SAVE THESE INSTRUCTIONS.

FEATURES

- Plastic housing with 3 pieces high power LEDs.
- UL power cord operated.
- Easy installation.
- High quality, long product life.

TECHNICAL SPECIFICATIONS

Material:	PC
Light sourcing:	1W LED * 3
Rating	120VAC 60Hz 0.055A 4.3W

ASSEMBLY INSTRUCTIONS

1. Gently remove contents from packaging and lay out in a clear area.
2. Secure the stake with handle together. Insert the stake into the ground.
(See illustration 1)

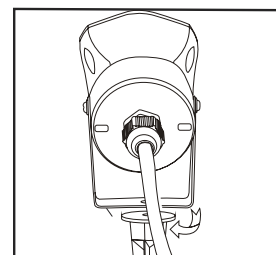


illustration 1

3. Plug power cord into standard wall socket. (See illustration 2)
4. Unplug when not in use.




illustration 2

OPERATING DETERMINATIONS

This product was designed for indoor and outdoor use.

Do not shake the device. Avoid brute force when operating the device.

Keep away from direct insulation (particularly in cars) and heaters.

Do not permit operation by persons not qualified to operating the device. Most damages are the result of unprofessional operation!

Never use solvents or aggressive detergents in order to clean the device! Rather use a soft and damp cloth.

Please use the original packaging if the device is to be transported.

Unauthorized modifications on the device are unacceptable due to safety reasons!

If this device is operated in any way different from the ways described in this manual, the product may suffer damages and the guarantee becomes void.

OPERATION

- Insert the plug into socket.
- Set this device as a projector.
- Extract the plug if not in use. Be careful with the power cord!
- Route the power supply cord away from walkways, driveways and traffic areas to prevent trip hazards and damage to the power supply cord.
- Do not place outdoor use furnishings near pools, ponds or other bodies of water.
- Products which incorporate movable elements that when articulated can reduce spacings or entrap heat from components such as a luminaire shall warn the user to unplug the furnishing when not in use or when storing the furnishing.
- **CAUTION**- unplug this furnishing from the electrical outlet before cleaning.

WARNING

- The device is for indoor and outdoor use!
- Suitable for outdoor use!
- For household / Residential use only!
- This furnishing has not been evaluated for flammability or cigarette ignition resistance!
- Please keep away from heaters and other heating sources!

IMPORTANT

Damages caused by the disregard of this user manual are not subject to warranty. The dealer will not accept liability for any resulting defects or problems. Keep away from heaters and other heating sources! If the device has been exposed to drastic temperature fluctuation (e.g. after transportation), do not switch it on immediately. Leave the device switched off until it has reached room temperature. Please note that damages caused by manual modifications on the device or unauthorized operation by unqualified persons are not subject to warranty. Keep young children and amateurs away from the device!

CAUTION

Risk of Fire or Electric Shock. If the cord is not long enough, connect to power tap with built-in overcurrent protection, or contact manufacturer to replace unit with one having a longer cord.

USE AND CARE INSTRUCTIONS

1. Before using and reusing, inspect the product carefully. Discard any products that have cut, damaged or frayed wire insulation cords, cracks, lamp holders or enclosures, loose connections, or exposed copper wire.
2. When storing the product, carefully remove the product from wherever it is placed, including trees, branches, or bushes, to avoid any undue strain or stress on the product conductors, connections and wires.
3. When not in use, store neatly in a cool, dry location protected from sunlight.

WARNING

This device complies with Part 15 of the FCC Rules. Operation is subject to the following two conditions: (1) this device may not cause harmful interference, and (2) this device must accept any interference received, including interference that may cause undesired operation.

CAUTION: Changes or modifications not expressly approved by the party responsible for compliance could void the user's authority to operate the equipment.

NOTE: This equipment has been tested and found to comply with the limits for a Class B digital device, pursuant to Part 15 of the FCC Rules. These limits are designed to provide reasonable protection against harmful interference in a residential installation. This equipment generates, uses, and can radiate radio frequency energy and, if not installed and used in accordance with the instructions, may cause harmful interference to radio communications. However, there is no guarantee that interference will not occur in a particular installation. If this equipment does cause harmful interference to radio or television reception, which can be determined by turning the equipment off and on, the user is encouraged to try to correct the interference by one or more of the following measures:

- Reorient or relocate the receiving antenna.
- Increase the distance between the equipment and receiver.
- Connect the equipment into an outlet on a circuit different from that to which the receiver is connected.
- Consult the dealer or an experienced radio/TV technician for help.

WARNING

CAN ICES-3(B).

THESE INSTRUCTIONS ARE FOR THESE ITEMS

47006	47007	47008	47454	47037	47038	35546
35547	35549	35863	35864	35954	35956	47570
56353	56356	56368	56372	35074	35589	88579
88610	88619	35072	35592	89629	89733	89734
54178	56351	56366	56721	56777	57267	36468
36469	56374	56376				



Visit WWW.GEMMY.COM for more information.

©2014 GEMMY INDUSTRIES CORP.
117 WRANGLER DRIVE, SUITE 100
COPPELL, TX 75019 U.S.A.
1 (877) 250-9032
MADE IN CHINA
PRINTED IN CHINA