



Introducing MONTARA™

2-Point Locking for Increased Security

Enjoy increased security and easy fit with the Montara handleset. 2 points of locking, on the deadbolt and the handleset, provide double the security. And the adjustable through bolt at the bottom of the handleset allows for easy installation.

- 2-Point Locking for Increased Security
- New Easy Fit Technology for easy installation
- SmartKey® Re-Key Technology with BumpGuard™ Protection
- ANSI/BHMA Grade 2 Certified Security



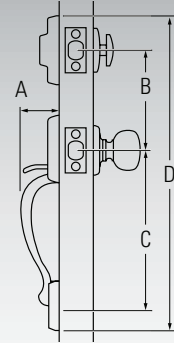
Kwikset®

MONTARA™

Specifications:


Door Prep	Cross Bore 2 1/8". Edge Bore 1".
Backset	Adjustable to 2 3/8" or 2 3/4"
Door Thickness	1 3/4" standard
Cylinder	SmartKey®
Faceplates	1" x 2 1/4". Specify round corner, square corner or drive-in.
Strikes	2 1/4" full lip standard. Specify round corner, square corner. Other options available.
Bolt	1/2" throw.
Door Handing	Reversible for right or left-handed doors. Specify handing only on dummy and handleset interiors only.
ANSI/BHMA	Grade 2 Certified.

Dimensions:



Design	A	B	C	D
Montara	2-19/32"	5-1/2"	9-1/8"	17-13/16"


Finishes:



11P
Venetian
Bronze



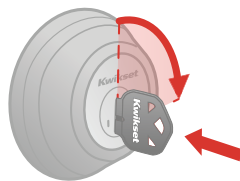
15
Satin
Nickel




3
Polished
Brass



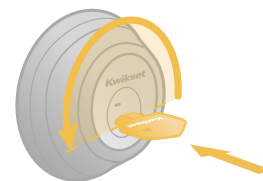
featuring BumpGuard.™



1 Insert functioning key & turn 1/4 turn clockwise.



2 Insert & remove the SmartKey learn tool. Remove functioning key.



3 Insert new key & turn 1/2 turn counter-clockwise. Done. *Your lock is now re-keyed!*



Functioning Key



SmartKey Learn Tool



New Key



You must have your functioning key & the learn tool for the system to work.