

Phoenix / technical data sheet

Phoenix staircase is characterized by a landing that needs to be cut to the right size when assembling, to allow installation into a mezzanine,

round or square opening. Phoenix height is adjustable from 99 5/8" to 120 1/2" (between 253 and 306 cm).

WOOD SHADES

LIGHT



STEEL COLORS

GREY,

WHITE OR BLACK



Table 1

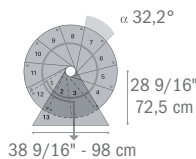
			ADDITIONAL ARTICLES		
	STAIRCASE HEIGHT	RISERS	TREADS	POLES	HANDRAILS
INCREASE ▲	133 1/16" ÷ 148 7/16" 338 ÷ 377 cm	16	+ 3	+ 1	+ 1
	124 13/16" ÷ 139" 317 ÷ 353 cm	15	+ 2	+ 2*	+ 1
	116 9/16" ÷ 129 15/16" 296 ÷ 330 cm	14	+ 1	-	-
STANDARD	107 7/8" ÷ 120 1/2" 274 ÷ 306 cm	13	12 TREADS + 1 SOLID BEECH WOOD LANDING RAILING WITH VERTICAL BALUSTERS		
DECREASE ▼	99 5/8" ÷ 111 253 ÷ 282 cm	12	-	-	-
	91 5/16" ÷ 101 9/16" 232 ÷ 258 cm	11	-	+ 1*	-
	82 11/16" ÷ 92 1/2" 210 ÷ 235 cm	10	-	+ 1*	-



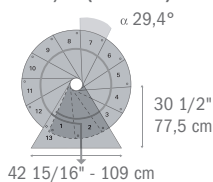
ADJUSTABLE RISE FROM 8 3/8" TO 9 11/32" (FROM 21,3 TO 23,7 CM)

* REPLACES THE EXISTING 49 3/16" (125 CM) POLE IN THE PHOENIX STAIRCASE.

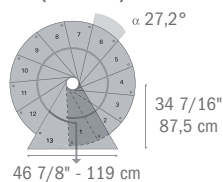
D 47 1/4" (Ø 120 cm)



D 55 1/8" (Ø 140 cm)

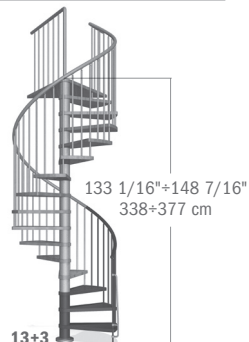
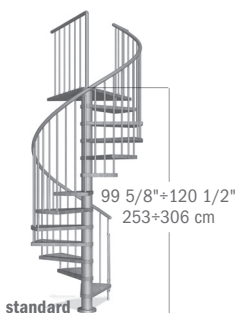


D 63" (Ø 160 cm)








DIAMETERS

The diameters of the staircase are 47 1/4", 55 1/8" e 63" (120, 140 e 160 cm). The recommended opening in the floor is at least 2" (5 cm) larger than the diameter of the staircase. Example: D staircase 47 1/4" (Ø 120 cm) = D ceiling opening 49 1/4" (Ø 125 cm).



ADDITIONAL ARTICLES OVERVIEW

				
TREAD	RISER BAR	POLE 32 5/16" (82 CM)	HANDRAIL 47 1/4" (120 CM)	BALCONY RAIL KIT 47 1/4" (120 CM)


ADDITIONAL TREADS / POLES / HANDRAILS

To reach a staircase height of 148 7/16" (377 cm), you must purchase additional treads comprising the structure, tread and balusters.

Additional pole and handrail modules (Table 1) must be purchased for certain configurations.

RISER BAR

Allows to reduce the space between treads for safety.



WINDING DIRECTION

The clockwise or counterclockwise winding direction may be decided during the assembly.



clockwise



counterclockwise

BALCONY RAIL KIT

The additional balcony rail kit is necessary to protect the upper floor opening (fig. 1, 2, 3). It comes in 47 1/4" (120 cm) modules comprising 10 balusters, handrail and hardware. This kit can be used for a square as well as a circular opening (fig. 2)..

The D 63" (Ø 160 cm) Phoenix complies to the: **INTERNATIONAL RESIDENTIAL CODE 2012 - STAIR BUILDING CODE**

Rise from 8 3/8" to 9 11/32"

(21,3 to 23,7cm)

Minimum run at 12" (30,5 cm)

from the narrow edge: 7 1/2" (19 cm)

Clear width: 26 15/16" (68,5 cm)

Distance between railing balusters:

4" (10,2 cm)

TYPES OF OPENINGS AND BALUSTRADES

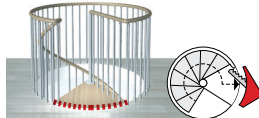
mezzanine

fig. 1



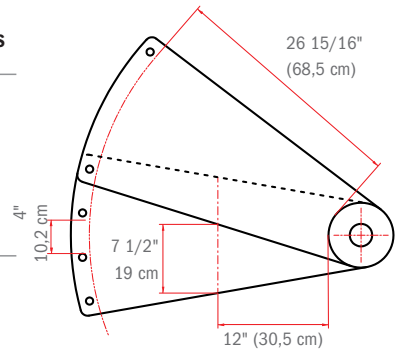
round opening

fig. 2



square opening

fig. 3



EXAMPLE

If you wish to purchase PHOENIX comprising 13 + 3 = 16 risers, the following articles are needed:

- 1 PHOENIX STAIRCASE (standard)
- 3 ADDITIONAL TREADS
- 1 ADDITIONAL POLE (32 5/16" / 82 cm)
- 1 ADDITIONAL HANDRAIL



FOR FURTHER INFORMATION
VISIT THE WEBSITE
www.arkestairs.com

fontanot
arke