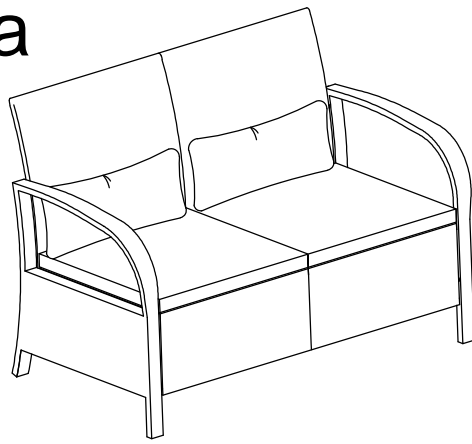
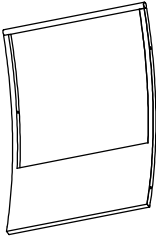
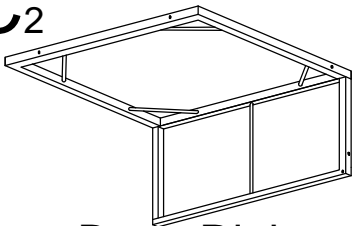
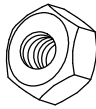
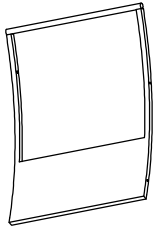

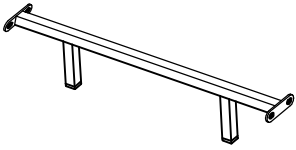
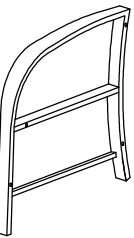
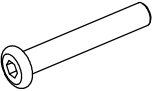

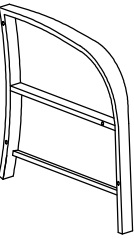
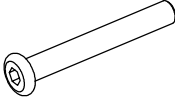
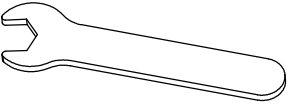
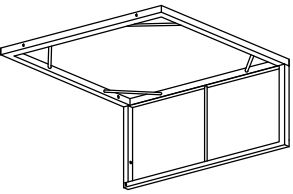

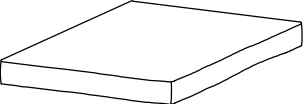




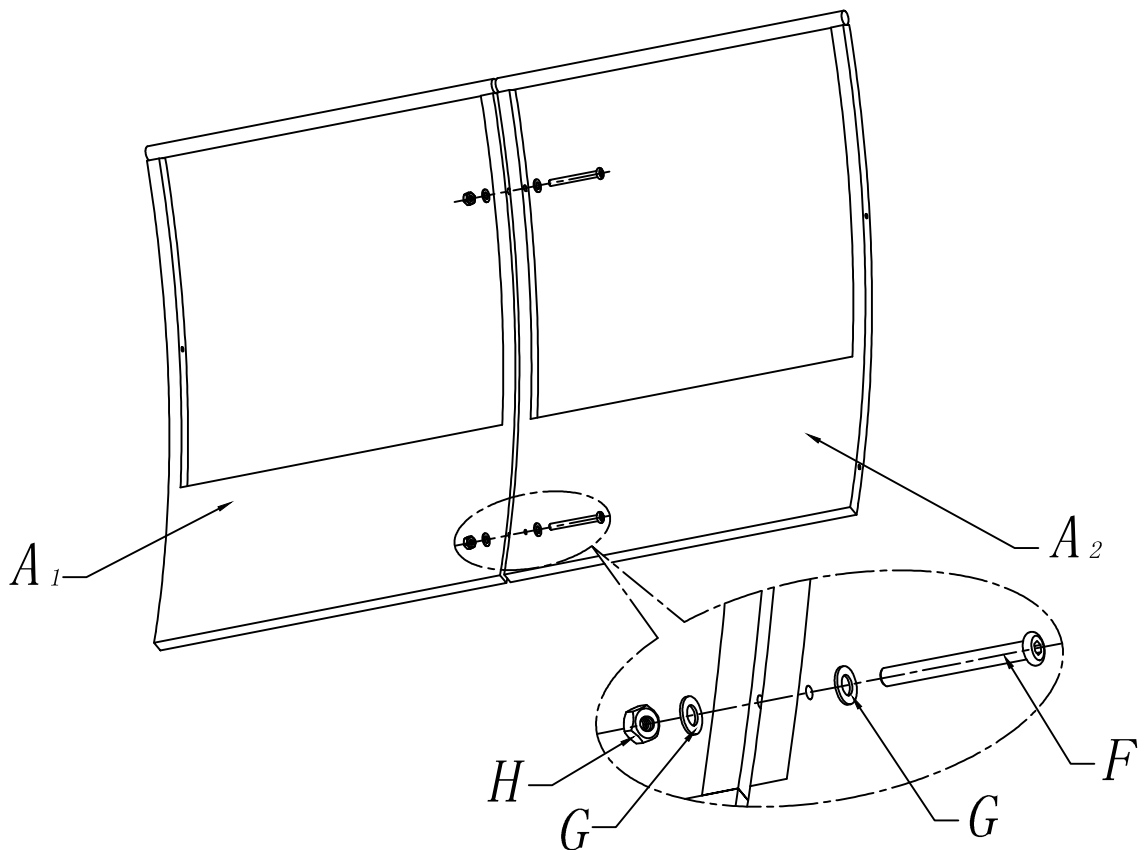
# 2-Seater Sofa



<p><b>A<sub>1</sub></b></p>  <p>Seat Back-Left x1</p>	<p><b>C<sub>2</sub></b></p>  <p>Seat Base-Right x1</p>	<p><b>H</b></p>  <p>M6 Nut x4</p>
<p><b>A<sub>2</sub></b></p>  <p>Seat Back-Right x1</p>	<p><b>D</b></p>  <p>M6*20 Screw x4</p>	<p><b>I</b></p>  <p>Middle Leg x1</p>
<p><b>B<sub>1</sub></b></p>  <p>Left Armrest x1</p>	<p><b>E</b></p>  <p>M6*40 Screw x12</p>	<p><b>J</b></p>  <p>4mm Allen Wrench x1</p>
<p><b>B<sub>2</sub></b></p>  <p>Right Armrest x1</p>	<p><b>F</b></p>  <p>M6*50 Screw x4</p>	<p><b>K</b></p>  <p>Wrench x1</p>
<p><b>C<sub>1</sub></b></p>  <p>Seat Base-Left x1</p>	<p><b>G</b></p>  <p>Flat Washer x24</p>	<p><b>L</b></p>  <p>Seat Cushion x2</p> <p><b>M</b></p>  <p>Waish Pillow x2</p>

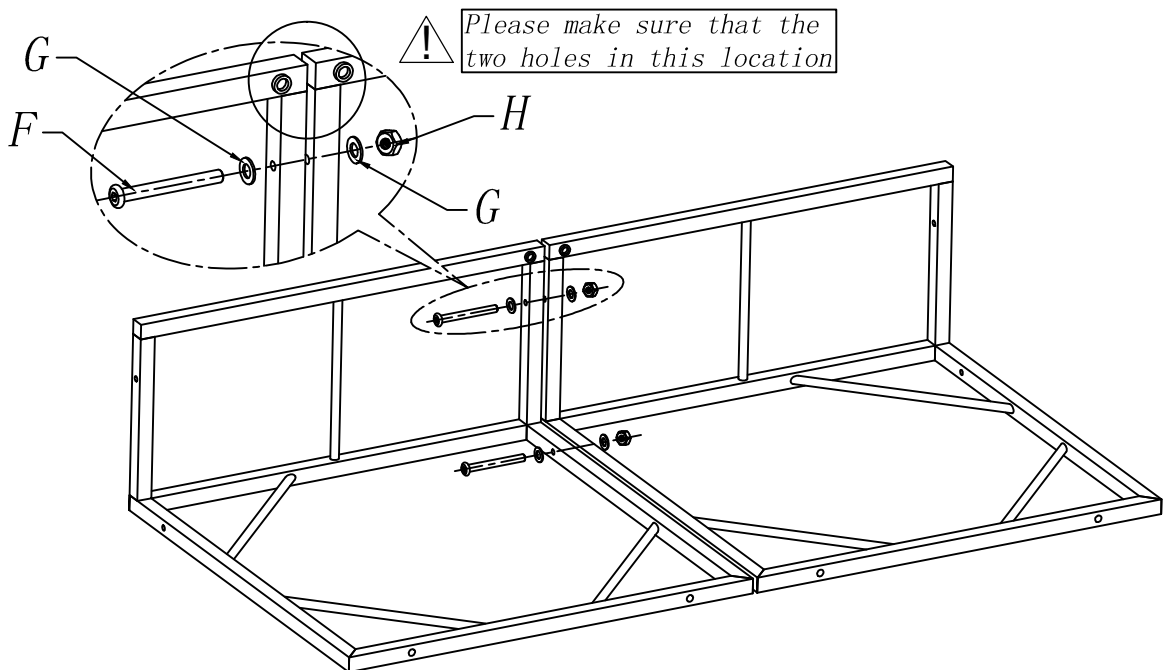
 Don't tight all screws before assemble completely

1



Secure the seat back-left(A1)to the seat back-right(A2)  
using screws(F)and flat washers(G)and nuts(H) in two places.

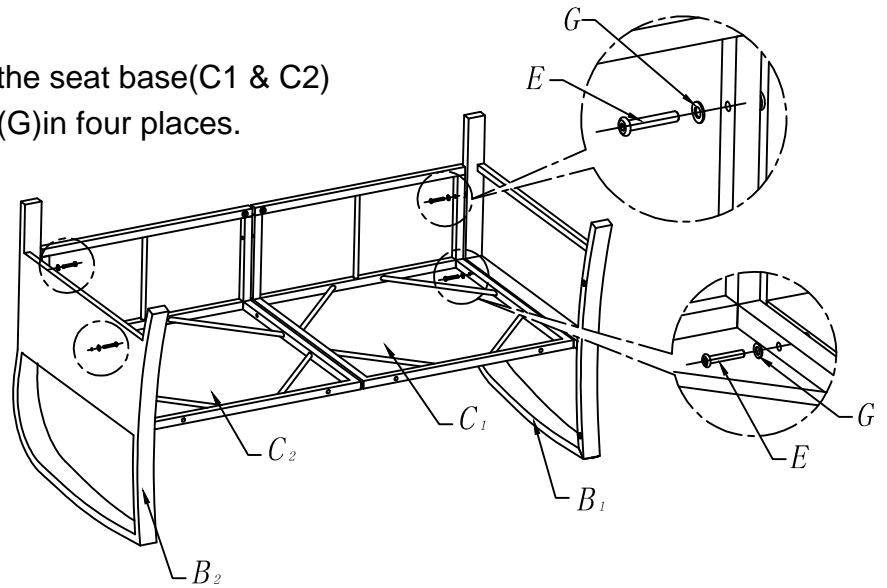
2



Secure the seat base-left(C1)to the seat base-right(C2)  
using screws(F)and flat washers(G)and nuts(H) in two places.

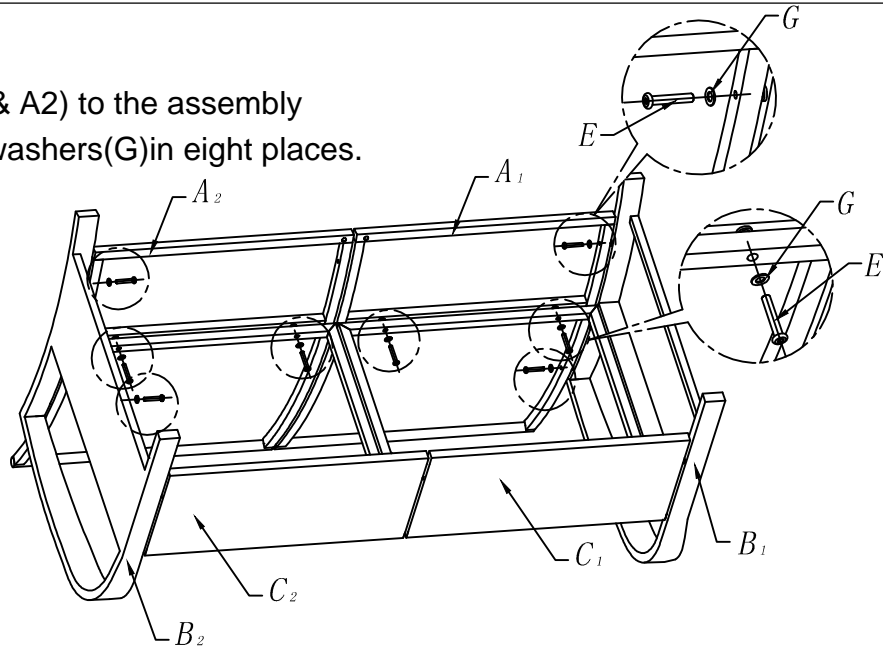
3

Secure the armrests(B1 & B2)to the seat base(C1 & C2) using screws(E)and flat washers(G)in four places.



4

Attach the seat back(A1 & A2) to the assembly using screws(E)and flat washers(G)in eight places.



5

Attach the middle leg(I)to the assembly using screws(D)and flat washers(G)in four places.

