

Features

- 33-inch minimum base cabinet width.
- Acid-resistant enamel finish.
- Top-mount.
- Double (equal) bowls.
- Three faucet holes with one accessory hole to the right.
- 33" (838 mm) x 22" (559 mm)

Material

- KOHLER® enameled cast iron.

Recommended Accessories

- K-9000 P-Trap
- K-6539 Drainboard with Sink Rack
- K-6377 Sponge Caddy
- K-6378 Kitchen Brush Caddy
- K-6379 Kitchen Squeegee
- K-6382 Disinfecting Wipes Dispenser
- K-6383 Soap Dispenser
- K-8618 Paper Towel Holder
- K-8619 Flexible Kitchen Mat
- K-8624 Dish Scraper

Optional Accessories

- K-8801 Sink Strainer



Codes/Standards





ASME A112.19.1/CSA B45.2

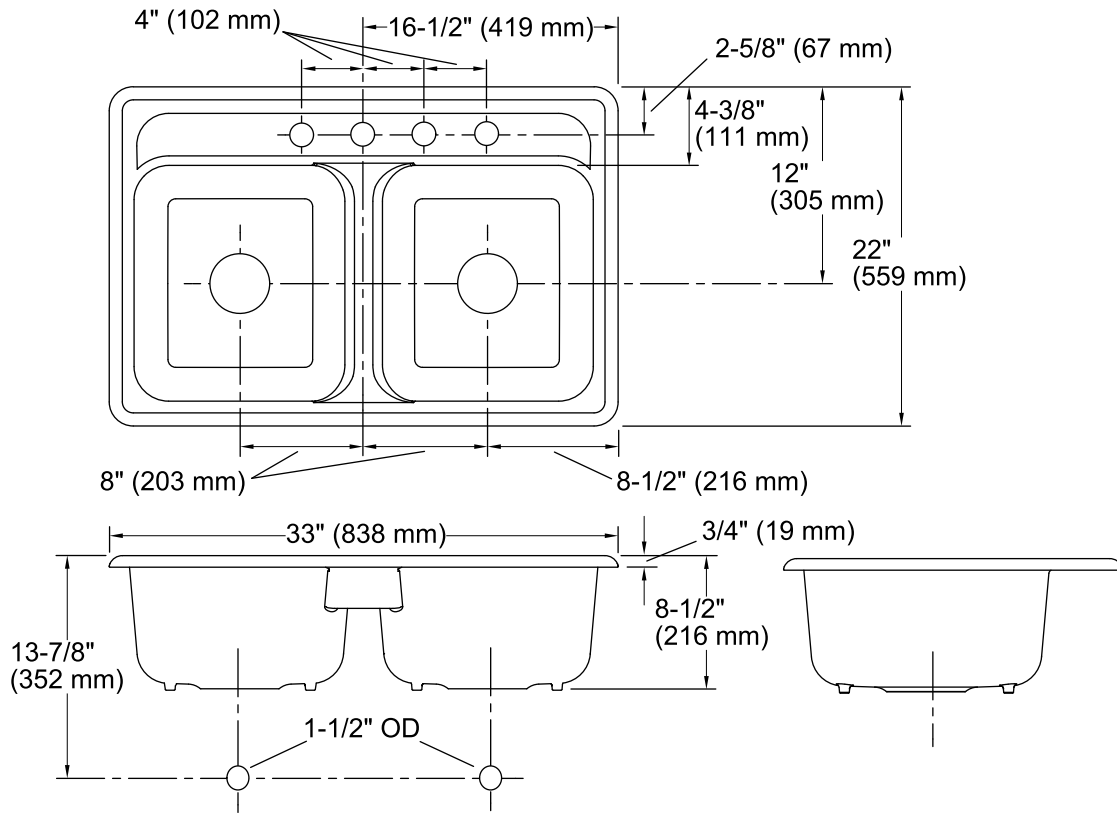
KOHLER® Enameled Cast Iron Kitchen Sink Lifetime Limited Warranty

See website for detailed warranty information.

Available Color/Finishes

Color tiles intended for reference only.

| Color | Code | Description |
|--|------|--------------|
|  | 0 | White |
|  | 96 | Biscuit |
|  | 47 | Almond |
|  | 7 | Black Black™ |



Technical Information

All product dimensions are nominal.

| | |
|-----------------------|--|
| Bowl configuration: | Double equal |
| Installation: | Top-mount |
| Bowl area (Left): | Length: 15" (381 mm) Width: 14" (356 mm) Bowl depth: 8" (203 mm) |
| Bowl area (Right): | Length: 15" (381 mm) Width: 14" (356 mm) Bowl depth: 8" (203 mm) |
| Number of deck holes: | 4 |
| Faucet hole(s): | 1-3/8" (35 mm) |
| Drain hole: | 3-5/8" (92 mm) |
| Template: | 1040401-7, required, included |

Notes

Install this product according to the installation instructions.