

## ProVantage Glass Block Installation System

- Mortar Free Method, Install With Glass Block Silicone
- Finish Joints Using Silicone or Grout
- Components Include: Horizontal Spacer, Vertical Spacer, Silicone, Framing Anchor or Perimeter Channel


**A** Horizontal Spacer  
Model #: PVHORSP  
\*Stock Model #: PVHORSP4



**B** Vertical Spacer  
Model #: PVVERSP  
\*Stock Model #: PVVERSPB




**C** Redi2Bond Silicone  
Model #: R2BSIL  
\*Stock Model #: R2BSILT



**D** Perimeter Channel  
Model #: VPC4  
\*Stock Model #: 4VPC3



**E** Framing Anchor  
Model #: PVANCP  
\*Stock Model #: PVANCP1




**Also available in a Kit**  
to install up to a 20-block  
wall or window.  
Model #: PVKIT420

## Traditional Mortar Glass Block Installation System

- Install With Mortar For a Classic "Grid Look"
- Components Include: Mortar Spacers, Panel Reinforcing, Expansion Strips, Panel Anchors or Perimeter Channel


**A** Mortar Spacers  
Model #: SPACERGBU  
\*Stock Model #: SPACERGB1



**B** Panel Reinforcing  
Model #: SSREINFORCE  
\*Stock Model #: SSREIN6



**C** Expansion Foam  
Model #: FOAMEXP3  
\*Stock Model #: FOAMEXP12



**D** Perimeter Channel  
Model #: VPC4  
\*Stock Model #: 4VPC3



**E** Panel Anchors  
Model #: SSANCHOR  
\*Stock Model #: SSANCHOR6

