



Buy it for looks. Buy it for life.®

Specifications

FAUCET DESCRIPTION

- Metal construction with various LifeShine® classic stainless finish
- Hydrolock™ quick connect installation
- Pullout spray with 68" braided hose
- Flexible supply lines with 3/8" CC fittings connect directly to supply stop

OPERATION

- Lever style handle
- Temperature controlled by 120° arc of handle travel
- Spout rotation is 120°
- Operates with less than 5lbs. of force
- Operates in stream or spray mode in the pullout or retracted position
- When filling a vessel outside the sink, the pause feature conveniently stops the flow of water as the wand passes over the counter top


FLOW

- Aerator is limited to 2.2 gpm (8.3 L/min) max.

CARTRIDGE

- Ceramic cartridge design
- Non-metallic, non-ferrous and ceramic materials

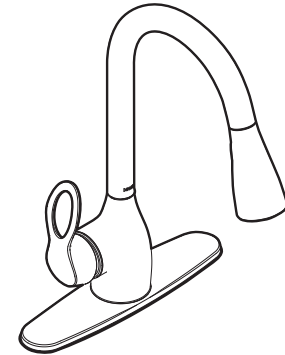
STANDARDS

- Contains no more than 0.25% weighted average lead content
- Complies with California Proposition 65 and with the Federal Safe Drinking Water Act
- Third party certified to meet CSA B125.1, ASME A112.18.1 and all applicable requirements referenced therein including NSF61/9
- **ADA**  for lever handle

- The backflow protection system in this device consists of two independently operating check valves, a primary and a secondary which prevent backflow

WARRANTY

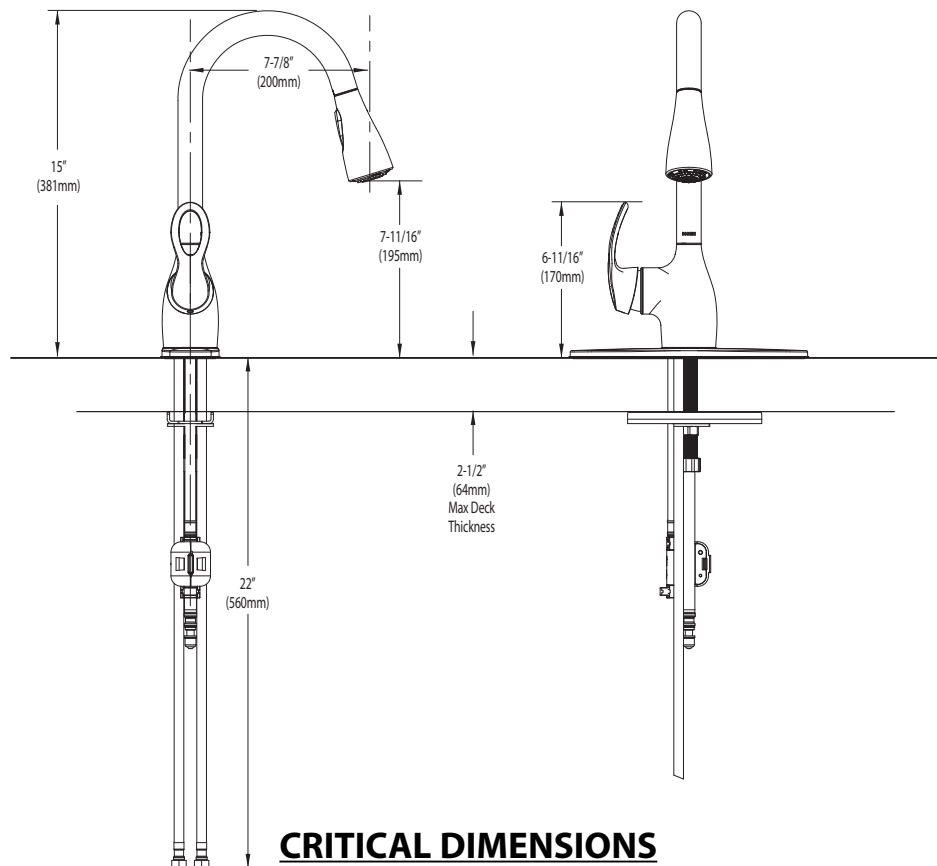
- Lifetime limited warranty against leaks, drips and finish defects to the original consumer purchaser
- 5 year warranty if used in commercial installations



Single Control Kitchen Faucet

Model: CA87011CSL

NOTE: DESIGNED TO INSTALL THRU 1 OR 3 HOLES 1-1/4" (32mm) MIN. DIA.



(DO NOT SCALE)