



OMS THD SKU # 1000 575 224

Model # TY168-1313

ASSEMBLY INSTRUCTIONS

3-Pack 2 ft 6 in LED Color Changing Twig Trees

USE AND CARE GUIDE

PLANNING ASSEMBLY

Carefully remove all the parts from the box and place them on a flat surface. Please note that many of the parts are connected by the lighting string that runs throughout the item. Remove the parts with care not to damage the lighting string or parts. Read the entire manual prior to assembly and identify all the parts included in the package against the parts list. If any parts are missing or damaged do not attempt assembly. Contact our customer service center or return the item to place of purchase with purchase receipt. Assembly of this product may require more than one person.

Pre-Operation

CAUTION: Grasp the plug to insert or remove from the power source. Do not unplug by pulling on cord.

CAUTION: The lighting string on this product is rated at 12.6 Watts (0.105 Amps). Do not overload. Do not connect to another lighting string, decorative outfit or other electrical products. Before you use or re-use this product, inspect it carefully. Discard or return to place of purchase with purchase receipt if the product has cuts, damage, frayed wire insulation on cords, cracks in the socket enclosures, loose connections or exposed copper wire.

Care and Cleaning

- Carefully remove the product from wherever it is placed. This helps to avoid any undue strain or stress on the product connections and wires. If the product is placed somewhere other than the ground it should be well secured and stable.
- Wipe the unit with a damp cloth and allow the unit to dry before storing.
- Store the product neatly in a cool, dry location protected from sunlight.

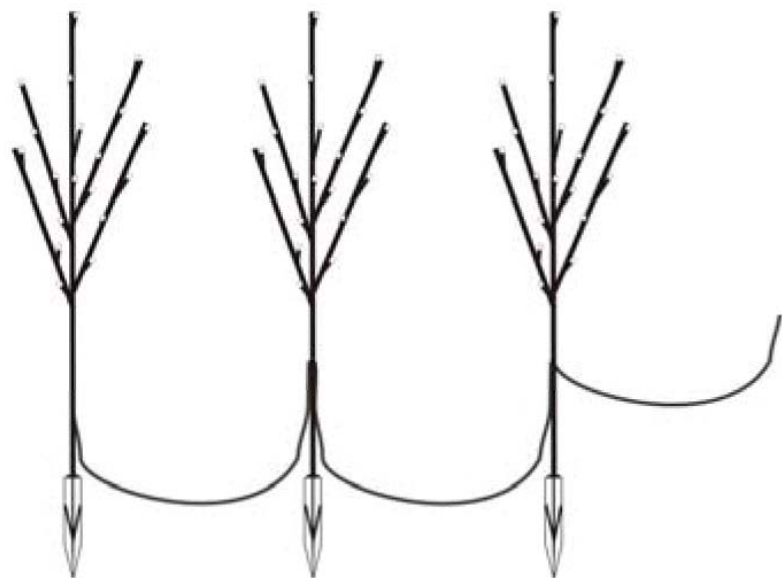
Guarantee

What is Covered

The product is intended for residential seasonal use for 90 days per year. This product is covered by a 90 days limited guarantee due to defects in material and workmanship. Return the product with purchase receipts to the location of purchase for refund within 90 days of purchase.

What is Not Covered

This warranty does not cover commercial use, normal wear and tear, products not used in accordance with directions provided on or with the product, burn out of bulbs or LEDs, batteries, products that have been subjected to unauthorized repair and/or modification and damage caused by shipping and improper handling, alterations, misuse or accidents. Questions, problems, missing parts? Before returning to the store, call Home Accents Holiday Customer Service 8 a.m.-6 p.m., EST, Monday-Friday



Thank you!

We appreciate the trust and confidence you have placed in Home Accents through the purchase of this 3-Pack 2 ft 6 in LED Color Changing Twig Trees. We strive to continually create quality products designed to enhance your home. Visit us online to see our full line of products available for your home decoration needs. Thank you for choosing Home Accents!

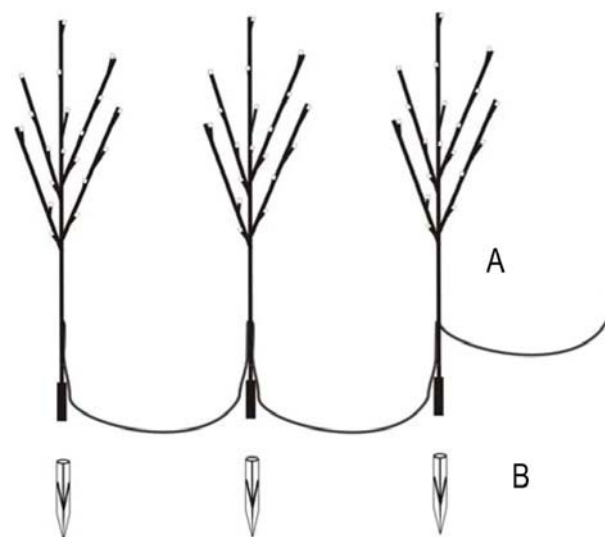
1-877-527-0313

HOMEACCENTSHOLIDAY.COM

Parts List		
Locater	Name	Qty.
A	Twig	3
B	Stake	3

Hardware List		
Locater	Name	Qty.
C	Spare Fuse	2
D	Spare Bulb	2

Diagram of Parts



Hardware



C

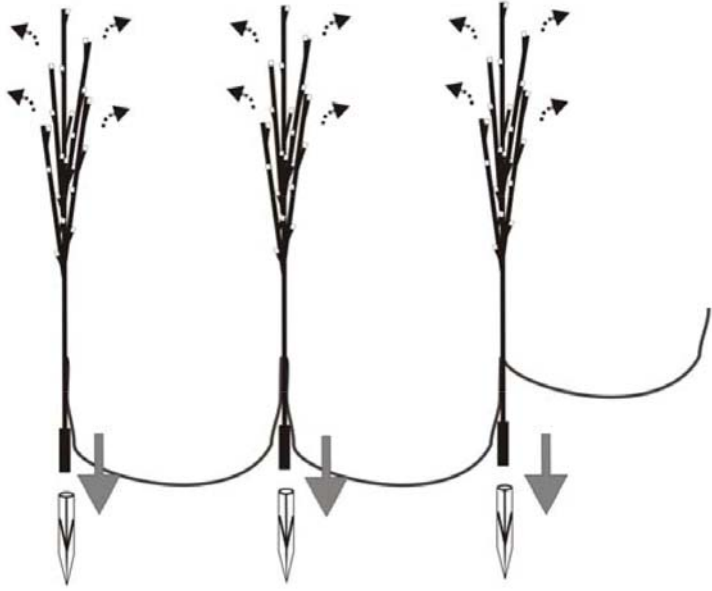


D

ASSEMBLY

1. Assembling the Twig into the Top of Stake

Insert the bottom of the Twig (A) into the top of the Stake (B).
Repeat for other Twig Stakes.



2. Securing the Twig Stakes into the Ground

Carefully drive the Twig Stake into the ground while holding the Twig Tree at the base so you do not damage the branches or stem of the Twig.

