



**SYMMONS® Dia**  
**Lavatory Faucet SLS-3512, SLS-3510**  
**Specification Submittal**

Location:



SLS-3512

SLS-3510



**Model Numbers**

- SLS-3512 Lavatory Faucet with pop-up drain assembly (p/n LN-01296)
- SLS-3510 Lavatory Faucet only (p/n LN-01295)




**Finish Options / Modifications**

*Append appropriate -suffix to model number.*


- Polished chrome (standard finish)
- Satin nickel (premium finish)

**Options / Modifications**

*Append appropriate -suffix to model number.*

-  -1.0 1.0 (3.8 L/min) Flow rate restrictor
-  -1.5 1.5 (7.6 L/min) Flow rate restrictor
-  -0.5 0.5 (1.9 L/min) Flow rate restrictor
- NA Non-aerated laminar flow outlet at 2.2 gpm (8.3 L/min)
- DP4 4 inch deck plate
- STN Satin nickel finish

**Feature Highlights**

- Single handle lavatory faucet with quarter turn ceramic cartridge and temperature limit stop to limit handle turn to the hot position
- Single swivel lever handle with red & blue hot/cold indicators
- Single hole deck mounting
- 4 inch deck plate (optional)
- 20 inch braided supply hoses with 3/8 inch threaded compression connectors
- Pop-up drain and lift rod assembly (model SLS-3512)
- Aerator with 2.2 gpm flow rate (8.3 L/min)  
*Optional aerator available in lower flow rates* 
- Metal construction
- Polished chrome finish (standard)

**Standards / Certifications**

ASME A112.18.1/CSA B125.1  
 NSF/ANSI 61.9; NSF/ANSI 372  
 WaterSense 1.5 gpm (5.7 L/min)  
 Section 116875 of the California Health and Safety Code



**Warranty**

- Limited Lifetime - to the original end purchaser in consumer installations.
- 5 years - for commercial installations

## Dimensions Dia Lavatory Faucet, SLS-3512, SLS-3510 Series

Model	Part No.
SLS-3512	LN-01295
SLS-3510	LN-01296

**Note:**

- (1) Dimensions subject to change without notice
- (2) Lift rod included with model SLS-3512-1.5 only

