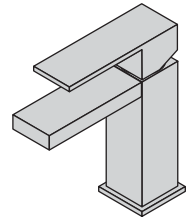



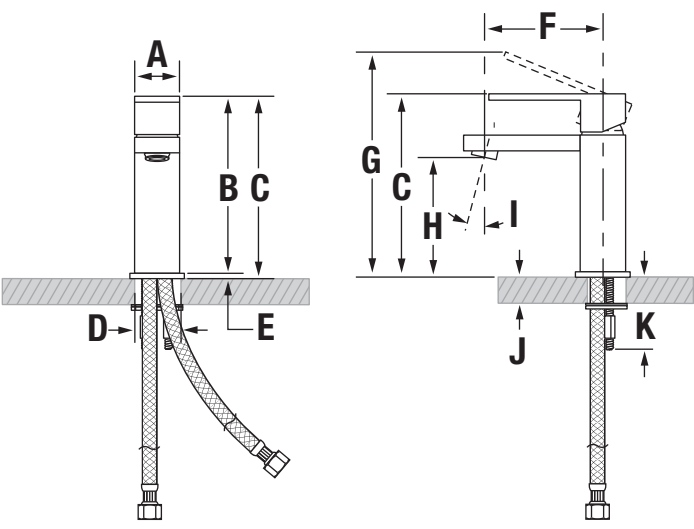




Location:



SLS-3610-1.5  
Duro™ Single Handle Lavatory Faucet  
Specification Submittal

| <b>Model Number</b>   | <b>Specifications</b>  |  |              |  |   |                 |   |                  |   |            |   |   |   |             |   |                |   |                 |   |                  |   |     |   |  |   |
|---|--|--|--------------|--|---|-----------------|---|------------------|---|------------|---|---|---|-------------|---|----------------|---|-----------------|---|------------------|---|-----|---|--|---|
| <input type="checkbox"/> <b>SLS-3610-1.5</b> <i>Duro Single Handle Lavatory Faucet</i>  | Single handle lavatory faucet includes replaceable temperature control cartridge and 1.5 gpm (5.7 L/min) flow restrictor. Components made from metal and plastic materials plated in standard polished chrome finish.  |  |              |  |   |                 |   |                  |   |            |   |   |   |             |   |                |   |                 |   |                  |   |     |   |  |   |
| <b>Modifications</b>  | <b>Compliance</b>  |  |              |  |   |                 |   |                  |   |            |   |   |   |             |   |                |   |                 |   |                  |   |     |   |  |   |
| <input type="checkbox"/> <b>-1.0</b>  <i>1.0 gpm (3.8 L/min) flow restrictor</i><br><input type="checkbox"/> <b>Delete Suffix 1.5</b> <i>2.2 gpm (8.3 L/min) flow restrictor outlet spray</i><br><input type="checkbox"/> <b>-DP4</b> <i>4" deck plate for single hole mounting</i><br><input type="checkbox"/> <b>-STN</b> <i>Satin nickel finish</i><br><b>Note:</b> Append appropriate -suffix to model number. | -ASME A112.18.1<br>-CA AB1953<br>-NSF 61.9<br>-WaterSense (1.5 gpm)    |  |              |  |   |                 |   |                  |   |            |   |   |   |             |   |                |   |                 |   |                  |   |     |   |  |   |
| <b>Dimensions</b>   | <b>Warranty</b>  |  |              |  |   |                 |   |                  |   |            |   |   |   |             |   |                |   |                 |   |                  |   |     |   |  |   |
|   | <b>Limited Lifetime</b> - to the original end purchaser in consumer installations.<br><b>5 Years</b> - for commercial installations.<br><br>Refer to <a href="http://www.symmons.com/warranty">www.symmons.com/warranty</a> for complete warranty information.   |  |              |  |   |                 |   |                  |   |            |   |   |   |             |   |                |   |                 |   |                  |   |     |   |  |   |
|   | <table border="1"> <thead> <tr> <th colspan="2">Measurements</th> </tr> </thead> <tbody> <tr> <td>A</td> <td>1 11/16", 43 mm</td> </tr> <tr> <td>B</td> <td>6 13/16", 173 mm</td> </tr> <tr> <td>C</td> <td>7", 178 mm</td> </tr> <tr> <td>D</td> <td>Min. 1 1/4", 32 mm<br/>Max. 1 3/8", 35mm</td> </tr> <tr> <td>E</td> <td>3/16", 5 mm</td> </tr> <tr> <td>F</td> <td>4 1/2", 114 mm</td> </tr> <tr> <td>G</td> <td>8 9/16", 217 mm</td> </tr> <tr> <td>H</td> <td>4 11/16", 119 mm</td> </tr> <tr> <td>I</td> <td>12°</td> </tr> <tr> <td>J</td> <td>Min. 7/8", 22 mm<br/>Max. 2 3/8", 60 mm</td> </tr> <tr> <td>K</td> <td>2 11/16", 68 mm</td> </tr> </tbody> </table> |  | Measurements |  | A | 1 11/16", 43 mm | B | 6 13/16", 173 mm | C | 7", 178 mm | D | Min. 1 1/4", 32 mm<br>Max. 1 3/8", 35mm | E | 3/16", 5 mm | F | 4 1/2", 114 mm | G | 8 9/16", 217 mm | H | 4 11/16", 119 mm | I | 12° | J | Min. 7/8", 22 mm<br>Max. 2 3/8", 60 mm | K |
| Measurements  |  |  |              |  |   |                 |   |                  |   |            |   |   |   |             |   |                |   |                 |   |                  |   |     |   |  |   |
| A   | 1 11/16", 43 mm  |  |              |  |   |                 |   |                  |   |            |   |   |   |             |   |                |   |                 |   |                  |   |     |   |  |   |
| B   | 6 13/16", 173 mm   |  |              |  |   |                 |   |                  |   |            |   |   |   |             |   |                |   |                 |   |                  |   |     |   |  |   |
| C   | 7", 178 mm   |  |              |  |   |                 |   |                  |   |            |   |   |   |             |   |                |   |                 |   |                  |   |     |   |  |   |
| D   | Min. 1 1/4", 32 mm<br>Max. 1 3/8", 35mm  |  |              |  |   |                 |   |                  |   |            |   |   |   |             |   |                |   |                 |   |                  |   |     |   |  |   |
| E   | 3/16", 5 mm  |  |              |  |   |                 |   |                  |   |            |   |   |   |             |   |                |   |                 |   |                  |   |     |   |  |   |
| F   | 4 1/2", 114 mm   |  |              |  |   |                 |   |                  |   |            |   |   |   |             |   |                |   |                 |   |                  |   |     |   |  |   |
| G   | 8 9/16", 217 mm  |  |              |  |   |                 |   |                  |   |            |   |   |   |             |   |                |   |                 |   |                  |   |     |   |  |   |
| H   | 4 11/16", 119 mm   |  |              |  |   |                 |   |                  |   |            |   |   |   |             |   |                |   |                 |   |                  |   |     |   |  |   |
| I   | 12°  |  |              |  |   |                 |   |                  |   |            |   |   |   |             |   |                |   |                 |   |                  |   |     |   |  |   |
| J   | Min. 7/8", 22 mm<br>Max. 2 3/8", 60 mm   |  |              |  |   |                 |   |                  |   |            |   |   |   |             |   |                |   |                 |   |                  |   |     |   |  |   |
| K   | 2 11/16", 68 mm  |  |              |  |   |                 |   |                  |   |            |   |   |   |             |   |                |   |                 |   |                  |   |     |   |  |   |

**Note:** Dimensions are subject to change without notice.