

Use and Care Guide

5 Tier Home Use Shelving

Item #204603423
Model #EH-WSHDI-005



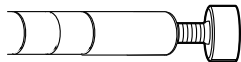
PACKAGE CONTENTS



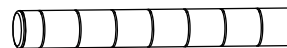
A - Shelf x 5



B - Tapered Sleeves x 40
Spare Plastic Tapered Sleeves x 2



C - Bottom Poles with Levelers Pre-installed x 4

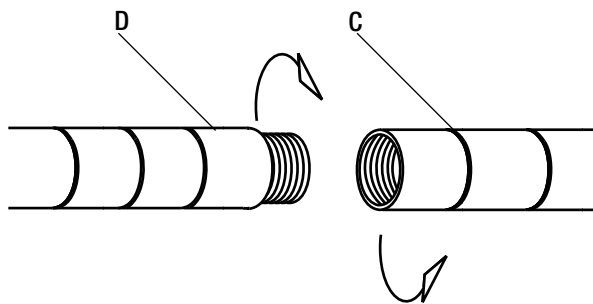


D - Top Poles with Pole Connector & Caps Pre-installed x 4

Assembly

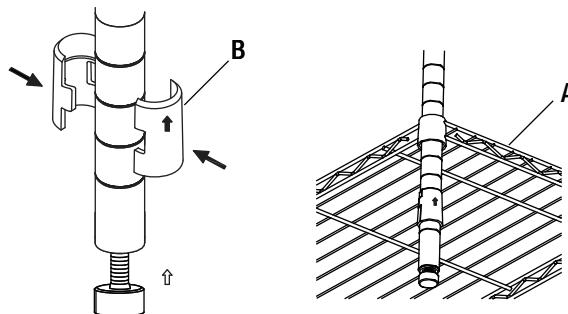
1 Assembling the posts

- Screw a bottom pole (C) to top pole (D). Repeat for the remaining bottom and top poles (C and D).



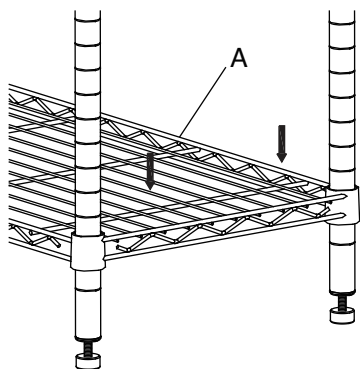
2 Assembling the bottom shelf

- Locate the desired position of the bottom shelf (A). Ensure that it is no more than 6 in. from the floor.
- Place two tapered sleeves (B) into the appropriate groove on each pole assembly. Ensure the tapered end is up (see arrow on sleeve).
- Place the shelf (A) on its side and slide each pole assembly with tapered locks through the bottom of the shelf (A) until snug.
- After all pole assemblies are in place, position the unit in the upright position.
- Push down on each corner of the shelf (A), ensuring the shelf (A) is in a fully locked position.



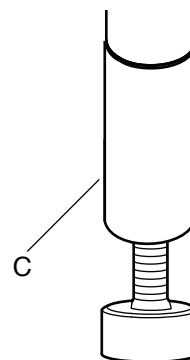
3 Adding shelves

- Locate the desired position of the next lower shelf and place the tapered sleeves (B) on the pole assemblies.
- Slide the shelf (A) down from the top pole assemblies and onto the tapered sleeves (B).
- Push down on each shelf (A) corner, ensuring the shelf (A) is in a fully locked position.
- Repeat for the remaining shelves (A).



4 Adjusting the levelers

- Move the assembly to the desired position.
- If required, adjust the levelers on the bottom of the bottom poles (C) to ensure the assembly is level. Rotate the levelers counterclockwise to raise the poles, clockwise to lower the poles.



Safety Information

- Two adults are recommended for ease of assembly. Use care when handling.
- Assembly recommended on a soft surface, such as carpet, to avoid scratching flooring finish.
- Discard the black circular plastic pieces. These are used to separate the shelves for shipping purposes.



CAUTION: Do not allow children to climb or play in or around the shelves.



CAUTION: Each shelf holds up to 200 lbs, evenly distributed. Do not overload.

