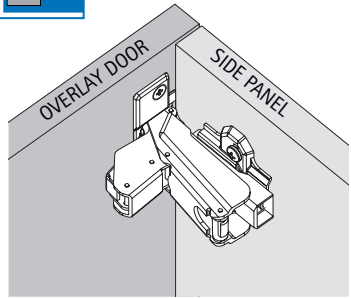


# Is this the correct hinge for my project

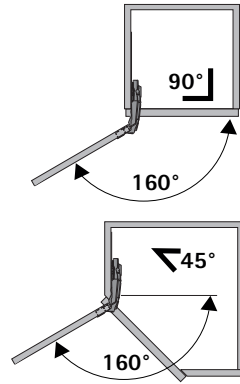
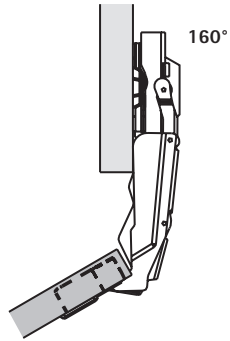


Please check the following points:

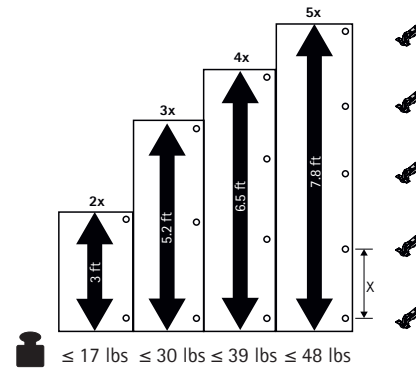
- Overlay door



- Opening angle



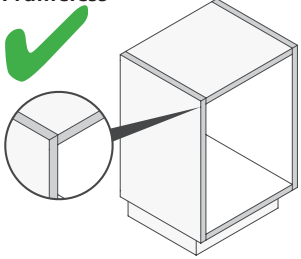
- Number of hinges per door:



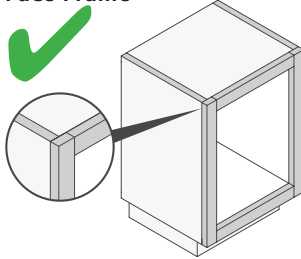
- Door height max. 7ft 10.49 in (2400 mm)
- Door width max. 1ft 11.62 in (600 mm)
- Door thickness max. 0.59 in - 0.95 in (15 - 24 mm)

- Frameless cabinet and Face Frame cabinet

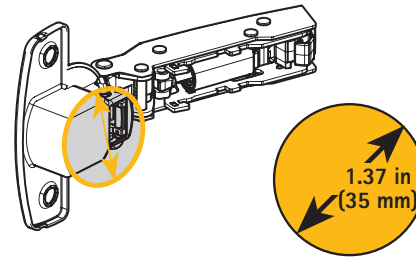
Frameless



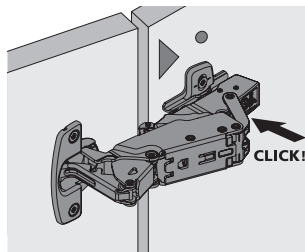
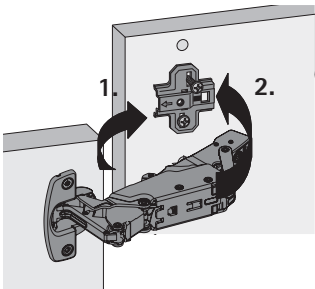
Face Frame



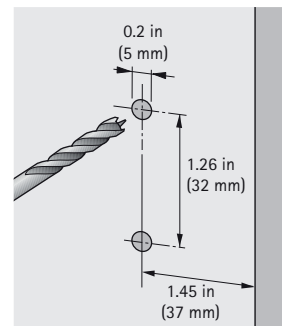
- Diameter of cup drilling: 1.37 in (35 mm)



- With slide-on installation



- Dimensions of drilling pattern of the cabinet side:



- Hole spacing: 1.26 in (32 mm)
- Hole line distance: 1.45 in (37 mm)
- Hole diameter: 0.2 in (5 mm)