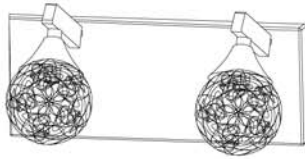


INSTRUCTIONS

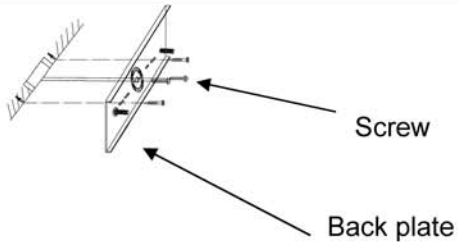
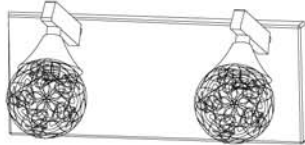


VF4000-2L-CH
VF4100-2L-CH
VF4200-2L-CH
VF4300-2L-CH

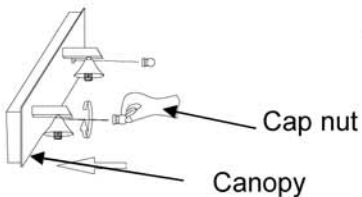
Safety Instructions

- **CAUTION:** All electrical connections should be done by a qualified electrician.
- Follow and save these instructions.
- Always disconnect power at circuit breaker or unplug from wall outlet before servicing.

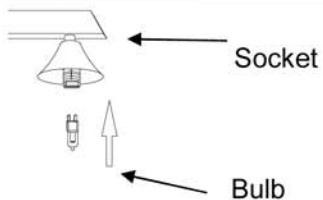
Warning: Replace with lamps suitable for use in open fixture.



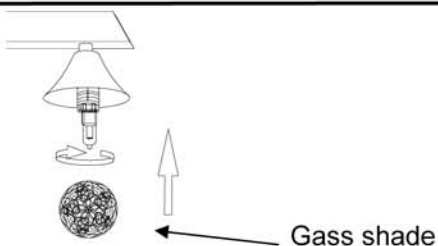
Attach the back plate to the junction box.



Attach the canopy to the mounting plate with screws provided.



Insert the G9 50W Bulb to the socket



Install the glass on the lampholder, Do not over tighten.