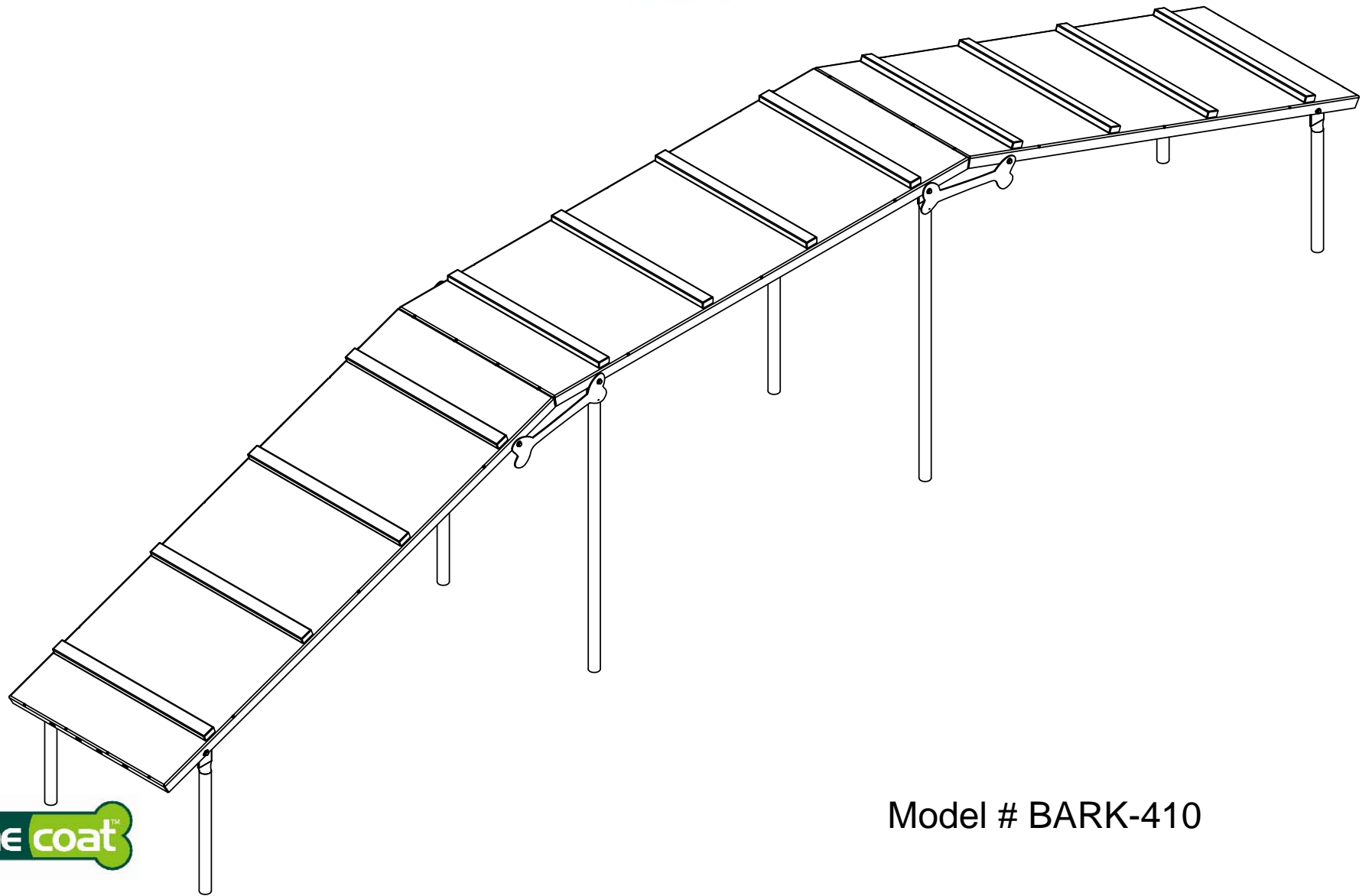




A PLAYCORE Company



Model # BARK-410



1675 Locust Street  
Red Bud, IL 62278  
Phone: 618-282-8200  
Fax: 618-282-8202

## WARRANTY & TERMS

**WARRANTY: 5 Year Limited Warranty on Thermoplastic coated elements.** Ultra Play guarantees all items for one full year to be free of defects in workmanship or materials when installed and maintained properly. We agree to repair or replace, any items determined to be defective. Items specifically not covered by this warranty include vandalism, man made or natural disasters, lack of maintenance, normal weathering or wear and tear due to public abuse.

Damages or loss in transit is the responsibility of the carrier, whether visible or concealed. It is the responsibility of the recipient to assure that the order is received complete. Before signing the delivery receipt, inspect the shipment immediately and completely. Note any damages or shortages on the bill of lading. Damage reports must be filed within 10 days. Ultra Play is NOT responsible for damages or loss in transit. Title to all goods passes to the customer at the time of shipment. Ultra Play will assist in filing claims if the freight arrangements were made by Ultra Play at your request.

**CANCELLATIONS AND RETURNS:** Cancellations are only accepted with approval of Ultra Play. No merchandise shall be returned without a Return Goods Authorization number which is issued by customer service. Any authorized merchandise must be carefully packed and received in saleable condition. A restocking charge of up to 25% will be applied to all returned goods when the error is not the fault of Ultra Play. All returns must be shipped freight prepaid.

## PRODUCT SPECIFICATIONS

### **BARK-410 DOG WALK**

Planking: 12 gauge sheet steel. 7 gauge x 1-1/2" flat bar understructure. Electrically MIG welded. 1" x 2" rectangular steel tubing is bolted to top surface to create steps.

Coating: Oven fused functionalized polyethylene copolymer-based thermoplastic. Fluidized bed coating application with superior mechanical performance, impact resistance and UV-stability. Steel walking planks feature BarkPark's proprietary CanineCoat™, a thermoplastic coating that has been specially developed to provide superior slip-resistant traction for dog's paws.

Frame: 1-5/8" O.D. x 14 gauge pre-galvanized structural steel tubing.

Frame Coating: Electrostatic powder coated application oven cured.

Hardware: All stainless steel hardware fasteners.

Dimensions: Outside to outside dimensions are 230 1/4" long x 30" wide x 32" tall.

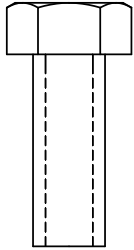




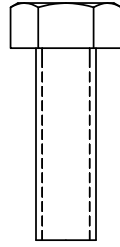
## **SAFETY WARNINGS & EQUIPMENT INSPECTION**

- Owners and installers please note these safety warnings and make use of this checklist on a regular basis.
- Follow installation instructions when erecting equipment.
- Ground surfaces around equipment should be restored as needed. Concrete footings should never be exposed. Surface depth should comply with ASTM and CPSC specifications.
- Check for and repair damage caused by wear or vandalism, a major factor in injury causing situations.
- All protruding bolts should be covered or cut off and finished smooth. Sharp edges on pipes should be capped or removed. Check for bent, broken, or severely worn pipe, and replace.
- All equipment should be free of rust and repainted whenever necessary to deter rusting.
- We provide our customers with layout sheets and installation instructions. Please keep on file the specifications sheet that contains the listing of every part used.
- Never add components not intended for use with this product.
- Regular maintenance is necessary in this and all park and recreational equipment to insure the safety of the user.
- Note: Proper maintenance of equipment requires regular tightening of all bolts, nuts, and setscrews.
- Note: Regular checking of all parts, castings, etc. should be made. If a part is broken or worn, it should be replaced immediately.
- Check to be sure all fittings are tight and that bars and pipes do not move.
- Replace all worn S-hooks. S-hooks must be completely closed. Failure to close S-hooks can result in serious injury to the user. NEVER reuse S-hooks.
- Test for free movement of swing hanger and other moving attached parts.
- Check for worn chains and replace them.
- A soft resilient surface should be placed under all swings extending at least twice the height of the top rail both front and back.

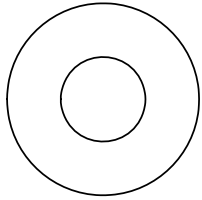
# HARDWARE



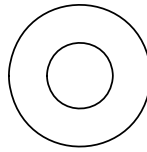
3/8" x 1"  
Machine Bolt



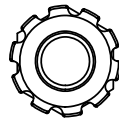
5/16" x 1"  
Machine Bolt



3/8" Washer

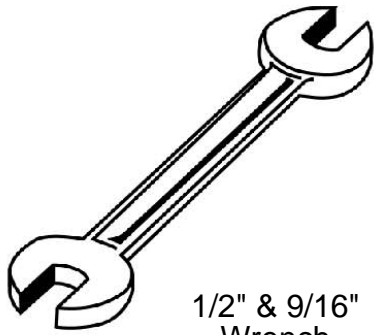


5/16" Washer



5/16" Keepl Nut

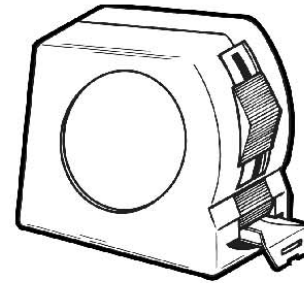
## TOOLS REQUIRED



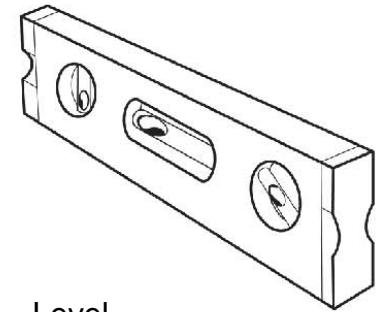
1/2" & 9/16"  
Wrench



1/2" & 9/16"  
Socket Wrench

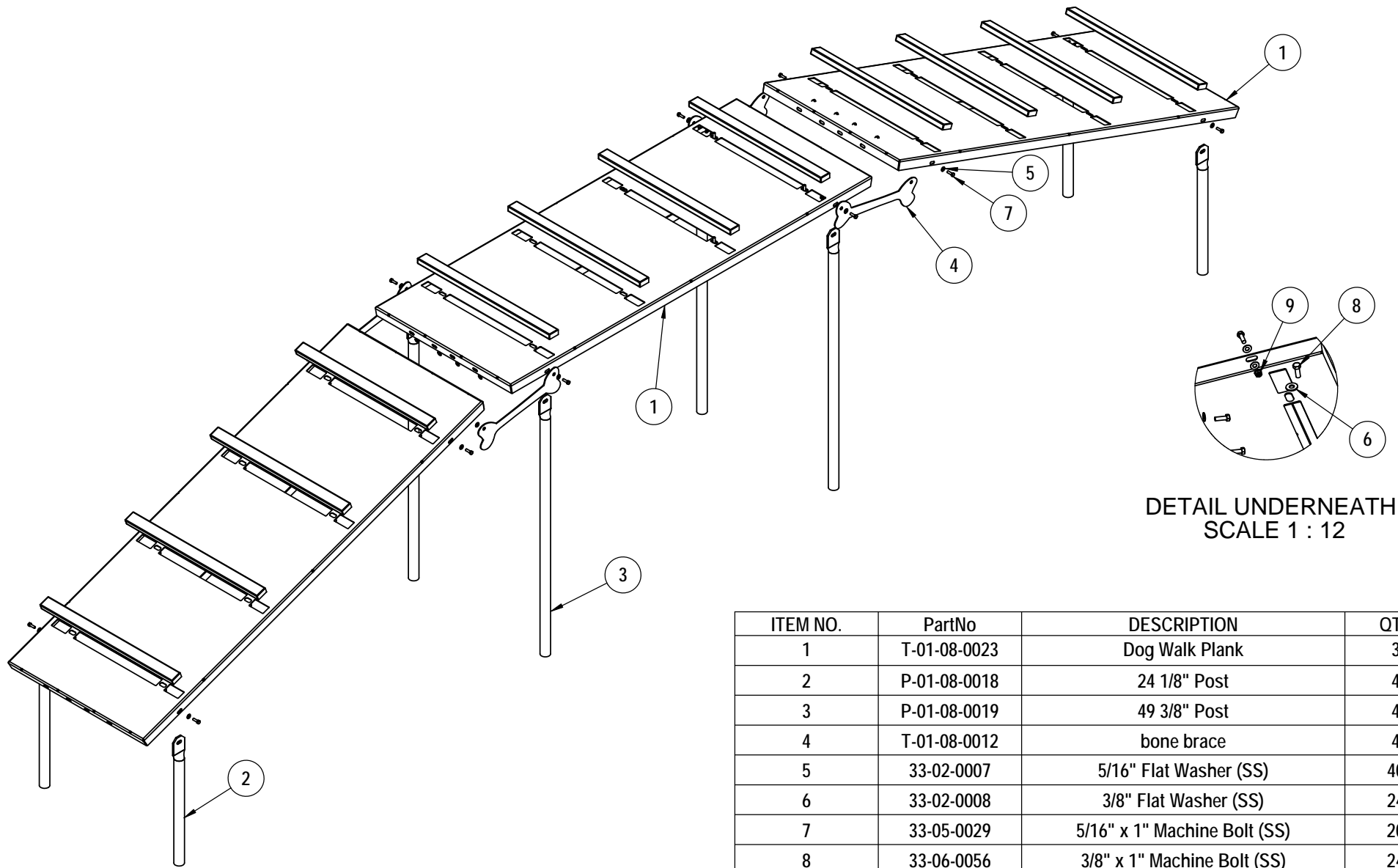


Tape Measure



Level

# COMPONENTS



ITEM NO.	PartNo	DESCRIPTION	QTY
1	T-01-08-0023	Dog Walk Plank	3
2	P-01-08-0018	24 1/8" Post	4
3	P-01-08-0019	49 3/8" Post	4
4	T-01-08-0012	bone brace	4
5	33-02-0007	5/16" Flat Washer (SS)	40
6	33-02-0008	3/8" Flat Washer (SS)	24
7	33-05-0029	5/16" x 1" Machine Bolt (SS)	20
8	33-06-0056	3/8" x 1" Machine Bolt (SS)	24
9	33-03-0012	5/16" Kep Nut (SS)	20
10	T-01-08-0022	bark park step strip	12



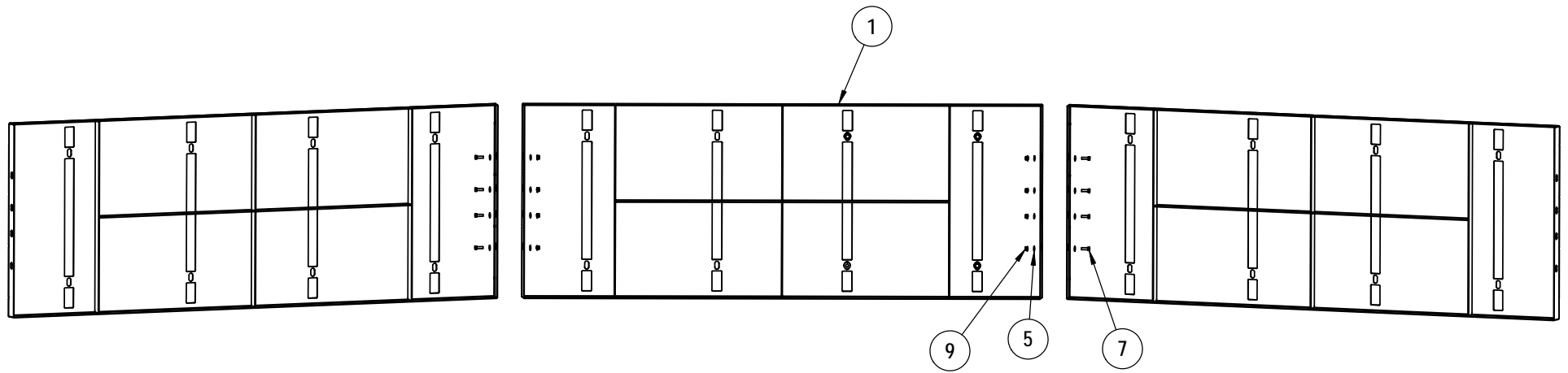
Bark Park

800-45-ULTRA

www.barkparkproducts.com

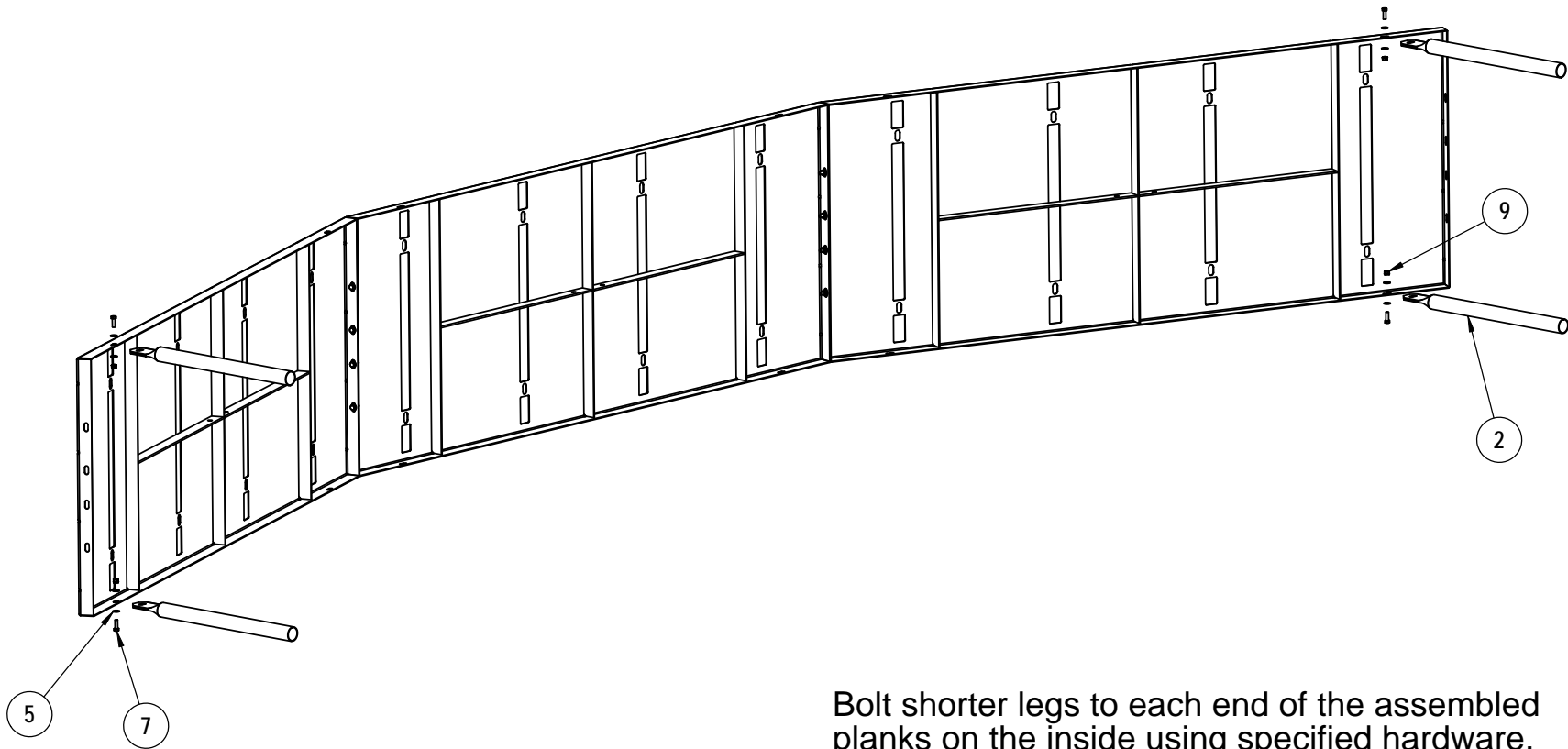


# STEP 1



Bolt Dog Walk Planks  
together using specified  
hardware. (This is best  
done laying on its side.)

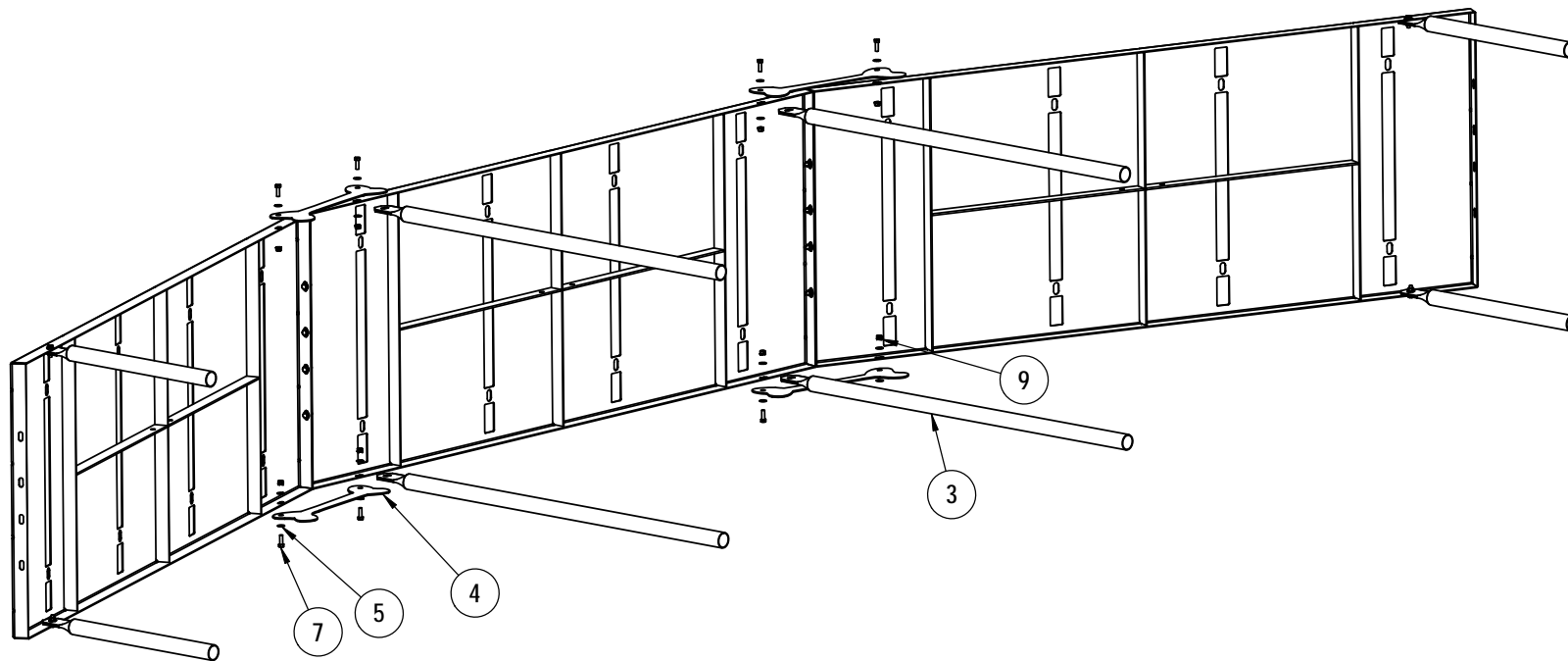
## STEP 2



Bolt shorter legs to each end of the assembled planks on the inside using specified hardware. (This is also done best on its side.)

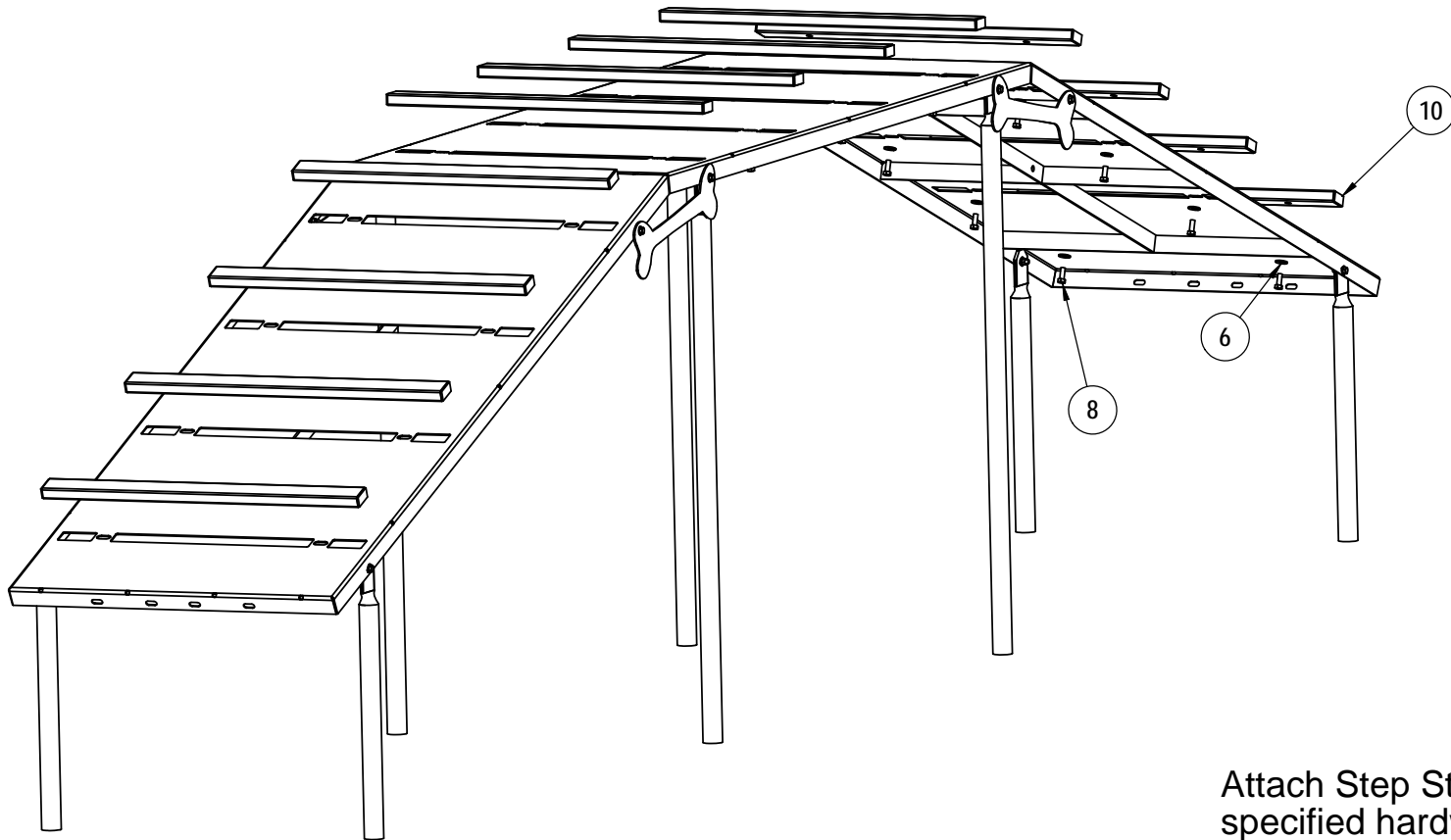


## STEP 3



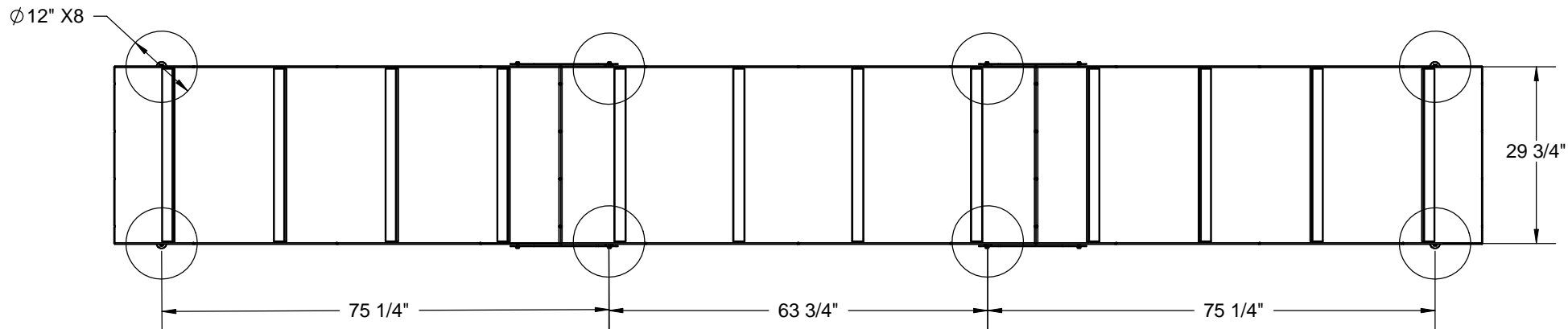
Attach longer legs to the middle of the assembled planks on the inside and the Bone Brace on the outside using specified hardware. (This works best if you assembly the legs and bone brace on one side laying down and then stand it up to do the other side.)

## STEP 4

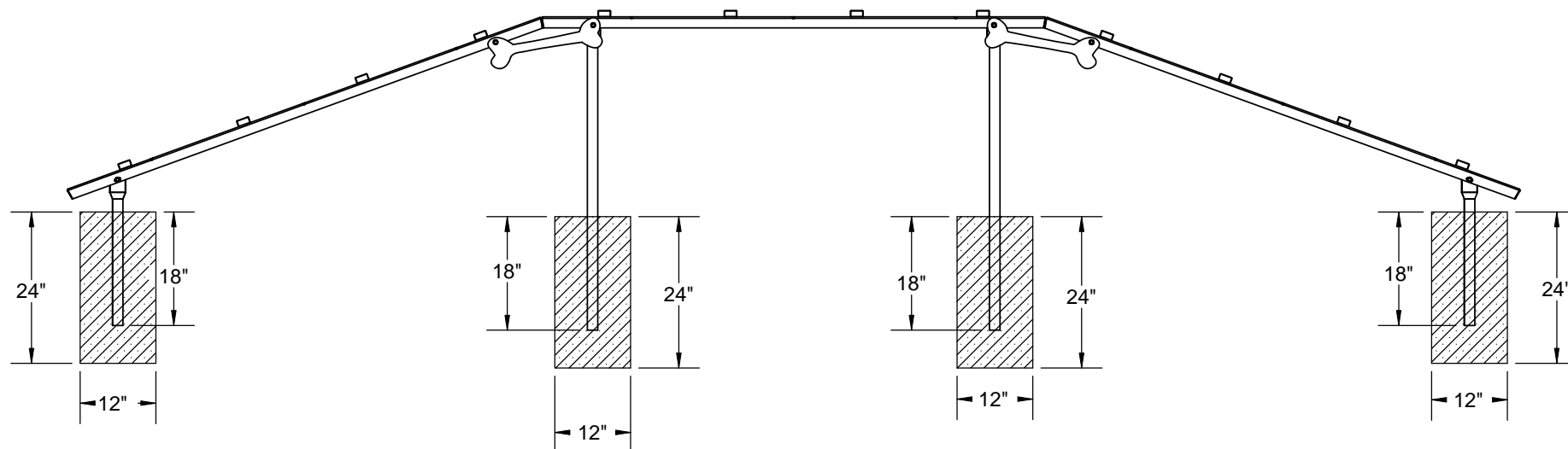


Attach Step Strips using specified hardware.

# FOOTINGS



Estimated Required Concrete:  
34 - 50 lb. bags of concrete mix



# OVERALL DIMENSIONS

