



Specifications

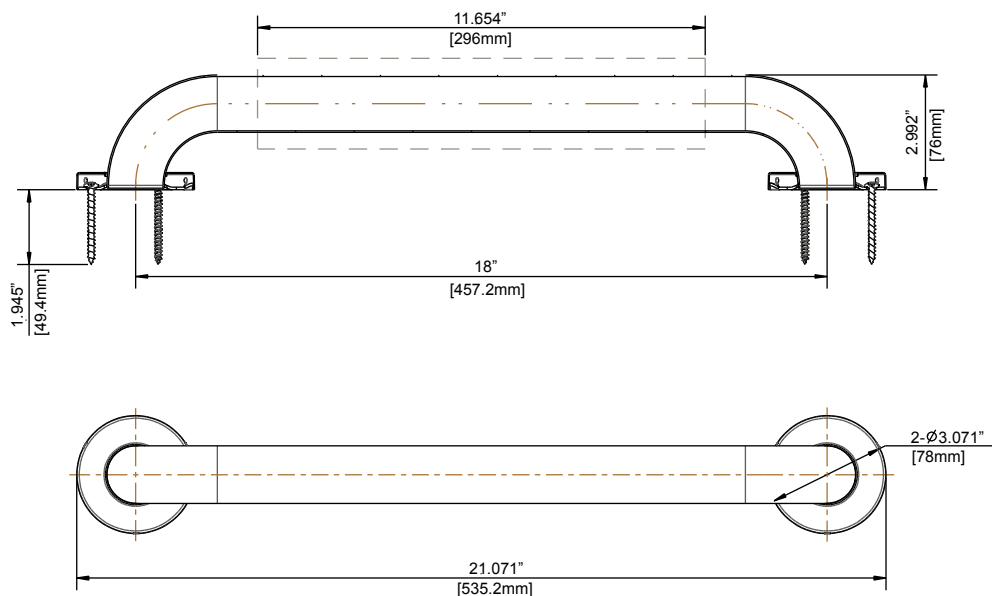
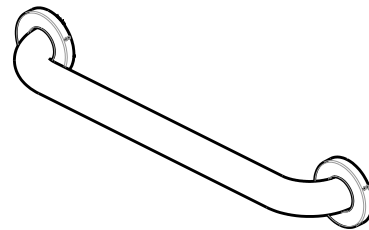
Combo Model#	Separated Leta Model#
20135-02103-89	20135-02103-18
	20135-02103-24
	20135-02103-36

18 in.x1-1/2 in.Concealed Peened Bar

MODEL	SKU#	FINISH
20135-02103-18	206767687	PSS(Polished Stainless Steel)

FEATURES

- 21.07"L x 3.07"W x 2.99"H
- Wings compatible flange for stud-less installation (not included) (CB-WINGFLRES)
- Supports up to 500 lbs. with studs
- Concealed screw mount with brushed stainless steel finish
- Mounting hardware included
- ADA Compliant
- Limited Lifetime Warranty



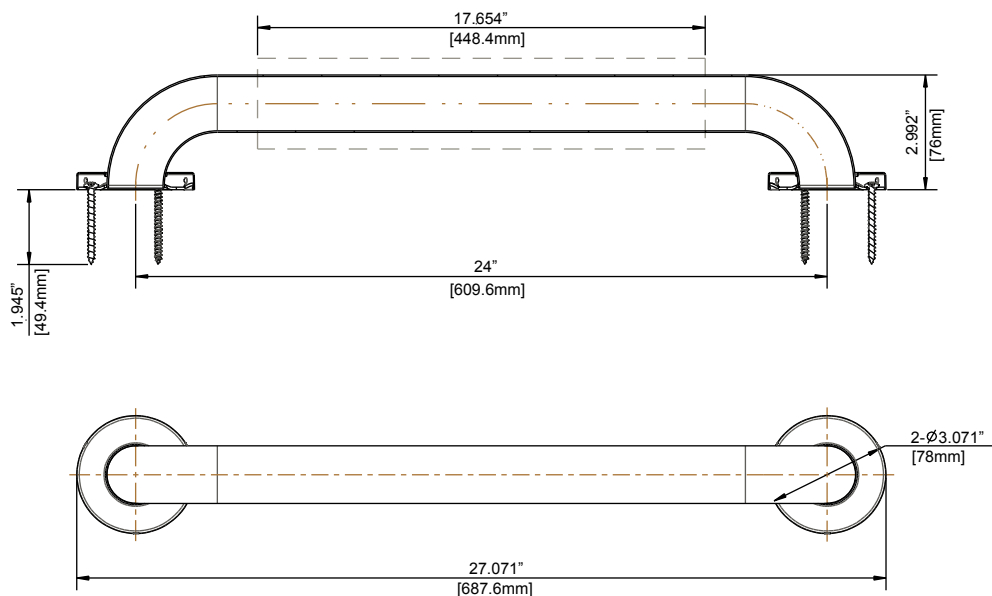
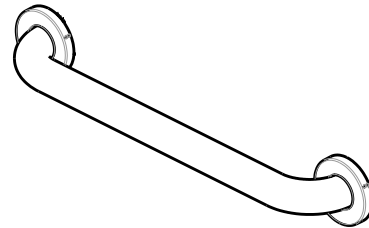
INSTALLATION DIMENSIONS

24 in.x1-1/2 in.Concealed Peened Grab Bar

MODEL	SKU#	FINISH
20135-02103-24	206767674	PSS(Polished Stainless Steel)

FEATURES

- 27.07"L x 3.07"W x 2.99"H
- Wings compatible flange for stud-less installation (not included, model # TB-WINGIT-RES)
- Supports up to 500 lbs. with studs
- Concealed screw mount with brushed stainless steel finish
- Mounting hardware included
- ADA Compliant
- Limited Lifetime Warranty



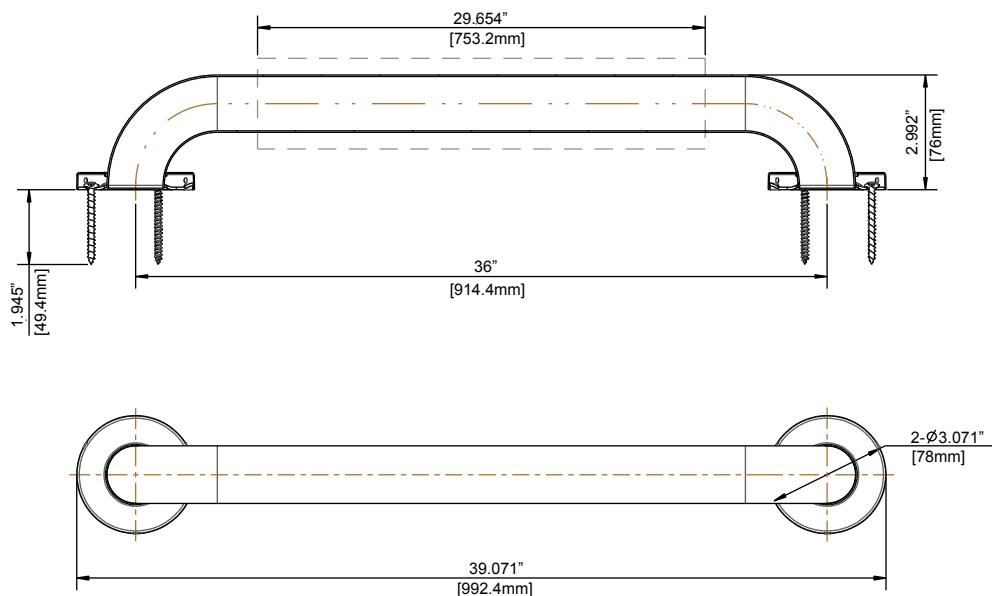
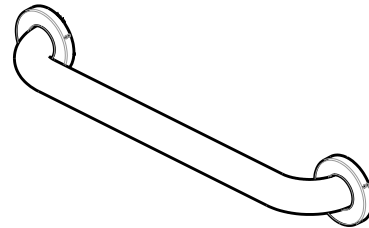
INSTALLATION DIMENSIONS

36 in.x1-1/2 in.Concealed Peened Grab Bar

MODEL	SKU#	FINISH
20135-02103-36	206767731	PSS(Polished Stainless Steel)

FEATURES

- 39.07"L x 3.07"W x 2.99"H
- Wings compatible flange for stud-less installation (not included, model # TB-WINGIT-RES)
- Supports up to 500 lbs. with studs
- Concealed screw mount with brushed stainless steel finish
- Mounting hardware included
- ADA Compliant
- Limited Lifetime Warranty



INSTALLATION DIMENSIONS