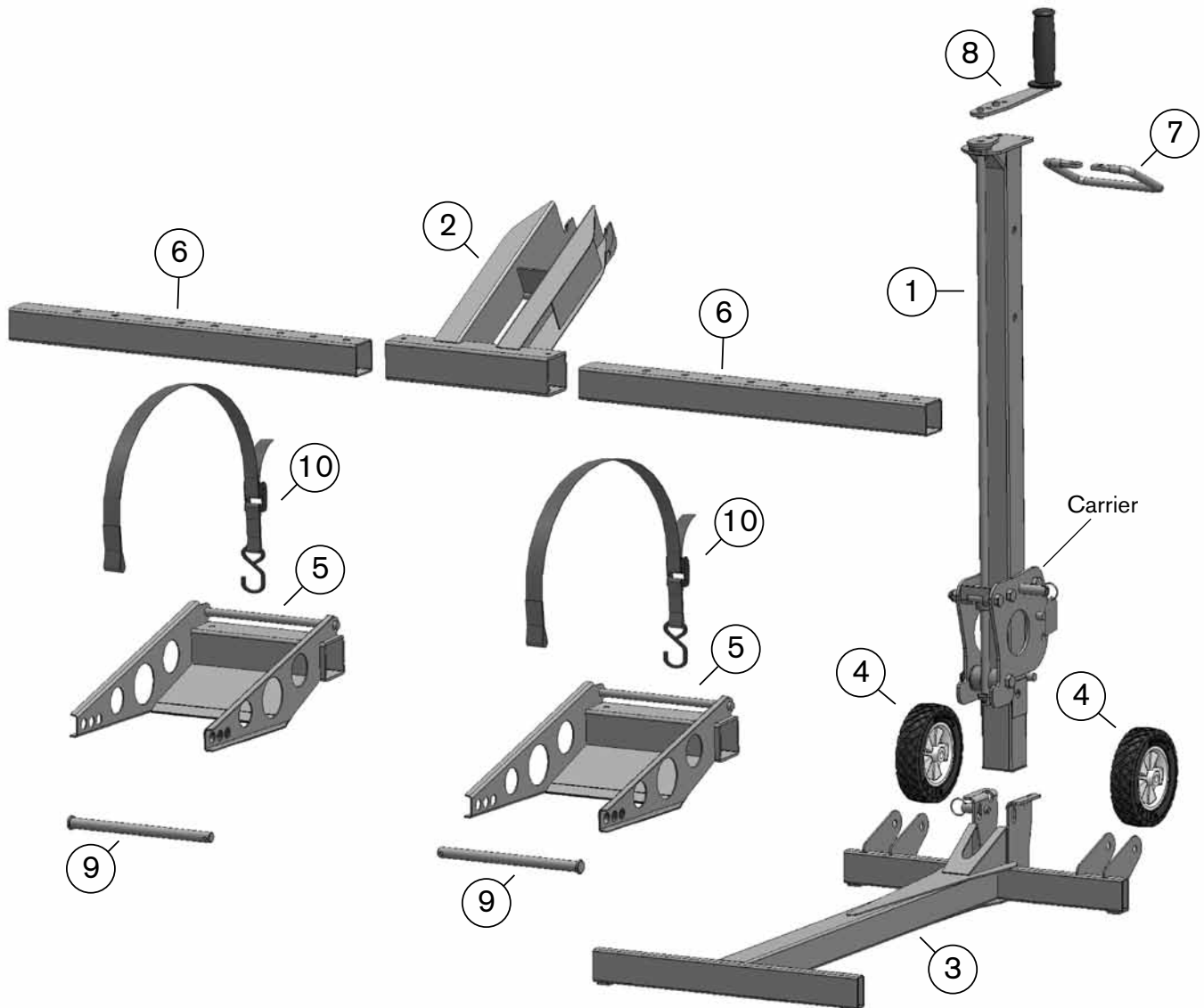


Parts List

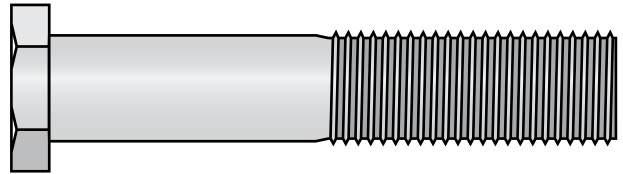
Item No.	Qty.	Description
①	1	Tower
②	1	Lift Arm
③	1	Base
④	2	Wheel
⑤	2	Wheel Pads

Item No.	Qty.	Description
⑥	2	Lift Arm Inserts
⑦	1	Grip Handle
⑧	1	Crank Handle
⑨	2	Support Rod
⑩	2	Safety Strap

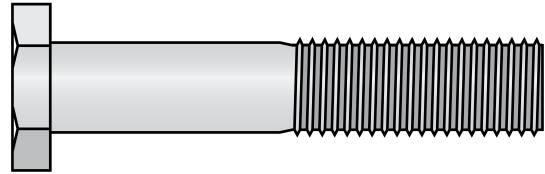


Hardware List

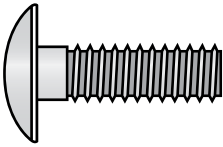
Item No.	Qty.	Description
⑪	1	Cap Screw M12-1.75 X 80
⑫	2	Cap Screw M12-1.75 X 65
⑬	3	Carriage Bolt M8-1.25 X 20
⑭	3	Nylock Nut – M12-1.75
⑮	3	Nylock Nut – M8-1.25
⑯	4	Push Pin
⑰	1	Clevis Pin
⑱	1	Small Hair Pin
⑲	2	Large Hair Pin



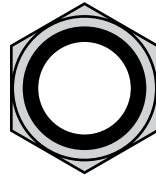
⑪ Cap Screw M12-1.75 X 80



⑫ Cap Screw M12-1.75 X 65



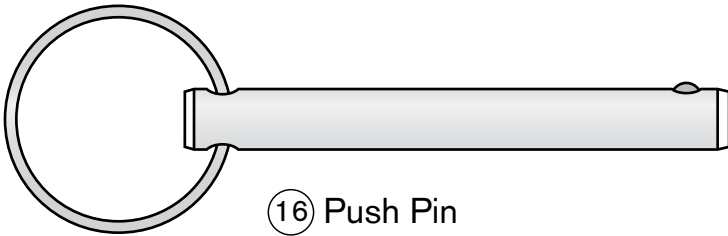
⑬ Carriage Bolt M8-1.25 X 20



⑭ Nylock Nut – M12-1.75



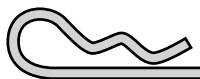
⑮ Nylock Nut – M8-1.25



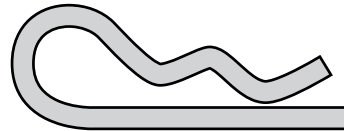
⑯ Push Pin



⑰ Clevis Pin

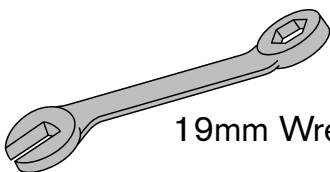


⑱ Small Hair Pin

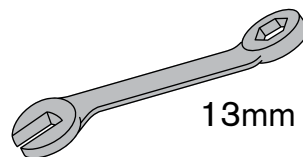


⑲ Large Hair Pin

Tools Needed for Assembly



19mm Wrench (2)



13mm Wrench (1)