

Kräus®

NEW ADDITIONS 2015



2015 Premier Collection New Additions



Cirrus™ Series

Add a fashionable touch to your bathroom décor with the Cirrus™ family of faucets. The clean, classically inspired silhouettes feature gently flared bases that create a uniquely stylish look. Delicately curled lever handles soften the contemporary edge of the design.

Every Cirrus™ faucet is manufactured using top-quality components, including a best-in-industry Kerox ceramic cartridge for reliable drip-free use and a high performance/low flow Neoperl aerator to reduce water waste without compromising pressure.

Three installation options are available: The basin model coordinates with all undermount and basin sinks; the widespread configuration is easy to customize, with an installation width of 6"-12"; the centerset model is ideal for remodeling or building a new bathroom. Personalize the look with a choice of finish: Chrome intensifies the modern edge; brushed nickel provides a softer transitional look; oil-rubbed bronze adds a hint of vintage flair.

Create a bathroom you love with the Cirrus™ series, and experience Kraus Quality with refined style.

KRAUS INTRODUCES NEW BATHROOM FAUCET FAMILY

Fashionable faucets for any décor

5/2015 • Port Washington, NY

Kraus is introducing the Cirrus™ family of faucets, for a new way to add a fashionable touch to your bathroom décor. The clean, classically inspired silhouettes feature gently flared bases that create a uniquely stylish look. Delicately curled lever handles soften the contemporary edge of the design. Each faucet is manufactured using top-quality components, including a best-in-industry Kerox ceramic cartridge for reliable drip-free use and a high performance/low flow Neoperl aerator to reduce water waste without compromising pressure. Three installation options are available, for a variety of applications. The basin model coordinates with all undermount and basin sinks; the widespread configuration is easy to customize, with an installation width of 6"-12" and a two-handle design for simple operation; the centerset model is ideal for remodeling or building a new bathroom. A choice of finish is available to personalize the look: Chrome intensifies the modern edge; brushed nickel provides a softer transitional look; oil-rubbed bronze adds a hint of vintage flair.

Create a bathroom you love with the Cirrus™ series, and experience Kraus Quality with refined style.

About Kraus USA: Headquartered in NY, with distribution facilities worldwide, Kraus USA has been operating for over 10 years with one simple mission: To bring the best to our customers, exceeding expectations when it comes to quality, style, and value. With Kraus, you get more for your money than just beautiful and durable kitchen & bath fixtures. You get a reliable, consumer-focused experience, from selection to installation, to care & maintenance, and beyond.

Learn more about us at www.kraususa.com





FUS-13101



FUS-13102



FUS-13103



SINGLE LEVER BASIN FAUCET
Premier Collection™ | Cirrus™



- Single Lever Design for Effortless Flow Control
- Flawless Corrosion & Rust-Resistant Finish
- Kerox Ceramic Cartridge (tested w/ 500,000 cycles)
- All-Metal Construction for Maximum Durability
- Lead-Free Waterways **AB1953 Certified**
- High Performance / Low Flow **Neoperl Aerator**
- Single-Hole Installation Coordinates with Any Basin or Undermount Sink

- Flawless Corrosion & Rust-Resistant Finish
- All-Metal Construction for Maximum Durability
- Lead-Free **AB1953 Certified**
- Two-Handle Temperature & Flow Control
- Three-Hole Installation Coordinates with Any Basin or Undermount Sink
- Top-Quality 1/4 Turn Cartridge for Reliable Operation
- High Performance / Low Flow **Neoperl Aerator**

CHROME (CH)

BRUSHED NICKEL (BN)

OIL RUBBED BRONZE (ORB)

Eco-Friendly

Water Efficient Model

Long Life Ceramic Cartridge

1.5 GPM FLOW RATE
Uses 30% Less Water

LIMITED LIFETIME WARRANTY
Experience Kraus Quality



CENTERSET BATHROOM FAUCET
Premier Collection™ | Cirrus™



- Single Lever Design for Effortless Flow Control
- Flawless Corrosion & Rust-Resistant Finish
- Kerox Ceramic Cartridge (tested w/ 500,000 cycles)
- All-Metal Construction for Maximum Durability
- Lead-Free Waterways **AB1953 Certified**
- High Performance / Low Flow **Neoperl Aerator**
- Single-Hole Installation Coordinates with Any Basin or Undermount Sink

- Flawless Corrosion & Rust-Resistant Finish
- All-Metal Construction for Maximum Durability
- Lead-Free **AB1953 Certified**
- Two-Handle Temperature & Flow Control
- Three-Hole Installation Coordinates with Any Basin or Undermount Sink
- Top-Quality 1/4 Turn Cartridge for Reliable Operation
- High Performance / Low Flow **Neoperl Aerator**

CHROME (CH)

BRUSHED NICKEL (BN)

OIL RUBBED BRONZE (ORB)

Eco-Friendly

Water Efficient Model

Long Life Ceramic Cartridge

1.5 GPM FLOW RATE
Uses 30% Less Water

LIMITED LIFETIME WARRANTY
Experience Kraus Quality



WIDESPREAD BATHROOM FAUCET
Premier Collection™ | Cirrus™



- Single Lever Design for Effortless Flow Control
- Flawless Corrosion & Rust-Resistant Finish
- Kerox Ceramic Cartridge (tested w/ 500,000 cycles)
- All-Metal Construction for Maximum Durability
- Lead-Free Waterways **AB1953 Certified**
- High Performance / Low Flow **Neoperl Aerator**
- Single-Hole Installation Coordinates with Any Basin or Undermount Sink

- Flawless Corrosion & Rust-Resistant Finish
- All-Metal Construction for Maximum Durability
- Lead-Free **AB1953 Certified**
- Two-Handle Temperature & Flow Control
- Three-Hole Installation Coordinates with Any Basin or Undermount Sink
- Top-Quality 1/4 Turn Cartridge for Reliable Operation
- High Performance / Low Flow **Neoperl Aerator**

CHROME (CH)

BRUSHED NICKEL (BN)

OIL RUBBED BRONZE (ORB)

Eco-Friendly

Water Efficient Model

Long Life Ceramic Cartridge

1.5 GPM FLOW RATE
Uses 30% Less Water

LIMITED LIFETIME WARRANTY
Experience Kraus Quality

Cirrus™ Series

FUS-13101

Style:

Basin Faucets

Features:

All-Metal Construction for Maximum Durability
Single Lever Design for Effortless Flow Control
Kerox Ceramic Cartridge (tested w/ 500,000 cycles)
High Performance / Low Flow Neoperl Aerator
Flawless Corrosion & Rust-Resistant Finish
Lead-Free Waterways AB1953 Certified
Single-Hole Installation Fits Any Basin or Undermount Sink
Maximum 1.5gpm @ 60 PSI, 5.7 L/Min
Lift Rod Drain Included

Certifications:

cUPC	NSF/ANSI 61
NSF/ANSI 372	ADA/ANSI A117.1
CalGreen	Meets ASME A112.18.1M/A112.18.1
EPA WaterSense	1.5gpm 5.7L/min maximum
Lead Free	

Dimensions:

Faucet Height: 7 5/8"	Flow Rate: 1.5 gpm
Aerator Clearance: 4 3/4"	Number Of Holes Required: 1
Spout Height: 5 25/32"	Faucet Hole Size Requirement: 1 3/8"
Spout Reach: 4 31/32"	Maximum Countertop Thickness: 1 3/8"

Limited Lifetime Warranty



Cirrus™ Series

FUS-13102



Style:

4" Centerset 2-Handle Faucets

Features:

All-Metal Construction for Maximum Durability
Two-Handle Temperature & Flow Control
Top-Quality ¼ Turn Cartridge for Reliable Operation
High Performance / Low Flow Neoperl Aerator
Flawless Corrosion & Rust-Resistant Finish
Lead-Free AB1953 Certified
3 Hole Installation Coordinates w/ Any Basin or Undermount Sink
Maximum 1.5gpm @ 60 PSI, 5.7 L/Min
½" IPS Connections
Lift Rod Drain Included

Certifications:

cUPC	NSF/ANSI 61
NSF/ANSI 372	ADA/ANSI A117.1
CalGreen	Meets ASME A112.18.1M/A112.18.1
EPA WaterSense	1.5gpm 5.7L/min maximum
Lead Free	

Dimensions:

Faucet Height: 5 25/32"	Number Of Holes Required: 3
Aerator Clearance: 4 25/32"	Faucet Hole Size Requirement: 1"
Spout Reach: 4 3/4"	Center Dimensions: 4"
Flow Rate: 1.5 gpm	Maximum Countertop Thickness: 1 3/8"



Limited Lifetime Warranty

Cirrus™ Series

FUS-13103



Style:

8" Widespread 2-Handle Faucets

Features:

All-Metal Construction for Maximum Durability
Two-Handle Temperature & Flow Control
Top-Quality ¼ Turn Cartridge for Reliable Operation
High Performance / Low Flow Neoperl Aerator
Flawless Corrosion & Rust-Resistant Finish
Lead-Free AB1953 Certified
Three-Hole Installation Coordinates w/ Any Basin or Undermount Sink
Maximum 1.5gpm @ 60 PSI, 5.7 L/Min
½" IPS Connections
Lift Rod Drain Included

Certifications:

cUPC	NSF/ANSI 61
NSF/ANSI 372	ADA/ANSI A117.1
CalGreen	Meets ASME A112.18.1M/A112.18.1
EPA WaterSense	1.5gpm 5.7L/min maximum
Lead Free	



Dimensions:

Faucet Height: 5 19/32"	Number Of Holes Required: 3
Aerator Clearance: 4 5/8"	Faucet Hole Size Requirement: 1 1/4"
Spout Reach: 4 3/4"	Center Dimensions: 6" – 12"
Flow Rate: 1.5 gpm	Maximum Countertop Thickness: 1 3/8"

Limited Lifetime Warranty



Coda™ Series

Outfit your bathroom in style with the Coda™ family of faucets. The sleek, versatile silhouettes feature playful design details and Art Deco-inspired tapered bases. Uniquely curved lever handles and gently arched spouts provide a stylish look as well as effortless temperature & flow control.

Every Coda™ faucet is created using top-quality components, including a best-in-industry Kerox ceramic cartridge for reliable drip-free use and a high performance/low flow Neoperl aerator to reduce water waste without compromising pressure.

For a variety of applications, four installation options are available to coordinate with any style of sink: vessel, basin, widespread, and centerset. A choice of finish is available to personalize the look: Chrome creates a bright, fresh appearance; brushed nickel softens the contemporary style with a transitional glow; oil-rubbed bronze provides a hint of vintage flair.

Refresh your bathroom décor with the Coda™ series, and experience Kraus Quality at its best.

KRAUS INTRODUCES NEW BATHROOM FAUCET FAMILY

Stylish faucets for your décor

5/2015 • Port Washington, NY

Outfit your bathroom in style with the new Coda™ series of faucets from Kraus. The sleek, versatile silhouettes feature playful design details and Art Deco-inspired tapered bases. Uniquely curved lever handles and gently arched spouts provide a stylish look as well as effortless temperature & flow control.

The Coda™ series is created using top-quality components, including a best-in-industry Kerox ceramic cartridge for reliable drip-free use. The best-rated Neoperl adjustable aerator ensures a splash-free stream without compromising water pressure, and provides the enhanced functionality of a pivoting tip for precise flow control. Four installation options are available, for a variety of applications: The vessel model can be paired with all semi-recessed and vessel sinks; the basin model coordinates with all undermount and basin sinks; the widespread configuration is easy to customize, with an installation width of 6"-12" and a two-handle design for simple operation; the centerset model is ideal for remodeling or building a new bathroom. A choice of finish is available to personalize the look: Chrome creates a bright, fresh appearance; brushed nickel softens the contemporary style with a transitional glow; oil-rubbed bronze provides a hint of vintage flair.

Refresh your bathroom décor with the Coda™ series, and experience Kraus Quality at its best.



About Kraus USA: Headquartered in NY, with distribution facilities worldwide, Kraus USA has been operating for over 10 years with one simple mission: To bring the best to our customers, exceeding expectations when it comes to quality, style, and value. With Kraus, you get more for your money than just beautiful and durable kitchen & bath fixtures. You get a reliable, consumer-focused experience, from selection to installation, to care & maintenance, and beyond.

Learn more about us at www.kraususa.com



FVS-13800



FUS-13801



FUS-13802

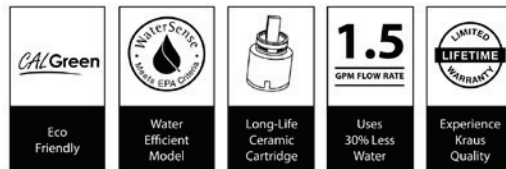


FUS-13803



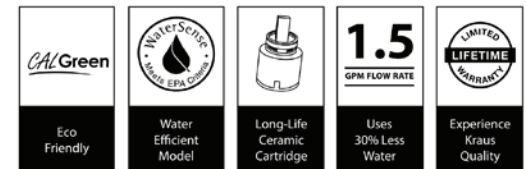
CENTERSET BATHROOM FAUCET


Premier Collection™ | Coda™



WIDESPREAD BATHROOM FAUCET

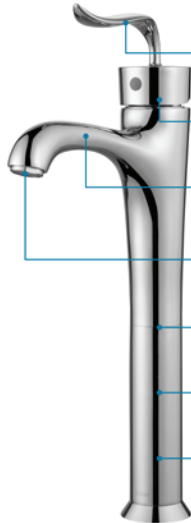
Premier Collection™ | Coda™






SINGLE LEVER VESSEL FAUCET


Premier Collection™ | Coda™




- Single Lever Design for Effortless Flow Control
- Kerox Ceramic Cartridge (tested w/ 500,000 cycles)
- Lead-Free Waterways **AB1953 Certified**
- High Performance / Low Flow Adjustable **Neoperl** Aerator
- Single-Hole Installation Coordinates with Any Vessel Sink
- Flawless Corrosion & Rust-Resistant Finish
- All-Metal Construction for Maximum Durability




CHROME
(CH)




BRUSHED NICKEL
(BN)




OIL RUBBED BRONZE
(ORB)




Eco Friendly



Water Efficient Model




Long-Life Ceramic Cartridge




1.5
GPM FLOW RATE

Uses 30% Less Water




LIMITED LIFETIME WARRANTY

Experience Kraus Quality




SINGLE LEVER BASIN FAUCET


Premier Collection™ | Coda™




- Single Lever Design for Effortless Flow Control
- Flawless Corrosion & Rust-Resistant Finish
- Kerox Ceramic Cartridge (tested w/ 500,000 cycles)
- All-Metal Construction for Maximum Durability
- Lead-Free Waterways **AB1953 Certified**
- High Performance / Low Flow **Neoperl** Aerator
- Single-Hole Installation Coordinates with Any Basin or Undermount Sink




CHROME
(CH)




BRUSHED NICKEL
(BN)




OIL RUBBED BRONZE
(ORB)




Eco Friendly



Water Efficient Model




Long-Life Ceramic Cartridge



1.5
GPM FLOW RATE

Uses 30% Less Water



LIMITED LIFETIME WARRANTY

Experience Kraus Quality

Coda™ Series

FUS-13800



Style:

Vessel Faucets

Features:

All-Metal Construction for Maximum Durability
Single Lever Design for Effortless Flow Control
Kerox Ceramic Cartridge (tested w/ 500,000 cycles)
High Performance / Low Flow Neoperl Adjustable Aerator
Flawless Corrosion & Rust-Resistant Finish
Lead-Free Waterways AB1953 Certified
Single-Hole Installation Fits Any Vessel Sink
Maximum 1.5gpm @ 60 PSI, 5.7 L/Min

Certifications:

cUPC
NSF/ANSI 372
CalGreen
EPA WaterSense
Lead Free
NSF/ANSI 61
ADA/ANSI A117.1
Meets ASME A112.18.1M/A112.18.1 1.5gpm 5.7L/min maximum

Dimensions:

Faucet Height: 13 1/4"	Flow Rate: 1.5 gpm
Aerator Clearance: 9 1/4"	Number Of Holes Required: 1
Spout Height: 10 1/2"	Faucet Hole Size Requirement: 1 3/8"
Spout Reach: 5 3/8"	Maximum Countertop Thickness: 1 3/8"

Limited Lifetime Warranty



Coda™ Series

FUS-13801



Style:

Basin Faucets

Features:

All-Metal Construction for Maximum Durability
Single Lever Design for Effortless Flow Control
Kerox Ceramic Cartridge (tested w/ 500,000 cycles)
High Performance / Low Flow Neoperl Aerator
Flawless Corrosion & Rust-Resistant Finish
Lead-Free Waterways AB1953 Certified
Single-Hole Installation Fits Any Basin or Undermount Sink
Maximum 1.5gpm @ 60 PSI, 5.7 L/Min
Pop Up Drain Included

Certifications:

cUPC	NSF/ANSI 61
NSF/ANSI 372	ADA/ANSI A117.1
CalGreen	Meets ASME A112.18.1M/A112.18.1
EPA WaterSense	1.5gpm 5.7L/min maximum
Lead Free	

Dimensions:

Faucet Height: 8 5/8"	Flow Rate: 1.5 gpm
Aerator Clearance: 4 19/32"	Number Of Holes Required: 1
Spout Height: 5 7/8 "	Faucet Hole Size Requirement: 1 3/8"
Spout Reach: 4 3/4"	Maximum Countertop Thickness: 1 3/8"

Limited Lifetime Warranty



Coda™ Series

FUS-13802



Style:

4" Centerset 2-Handle Faucets

Features:

- All-Metal Construction for Maximum Durability
- Two-Handle Temperature & Flow Control
- Top-Quality ¼ Turn Cartridge for Reliable Operation
- High Performance / Low Flow Neoperl Aerator
- Flawless Corrosion & Rust-Resistant Finish
- Lead-Free AB1953 Certified
- Three-Hole Installation Coordinates with Any Basin or Undermount Sink
- Maximum 1.5gpm @ 60 PSI, 5.7 L/Min
- ½" IPS Connections
- Pop Up Drain Included

Certifications:

cUPC	NSF/ANSI 61
NSF/ANSI 372	ADA/ANSI A117.1
CalGreen	Meets ASME A112.18.1M/A112.18.1
EPA WaterSense	1.5gpm 5.7L/min maximum
Lead Free	

Dimensions:

Faucet Height: 6 27/32"	Number Of Holes Required: 3
Aerator Clearance: 4 3/4"	Faucet Hole Size Requirement: 1"
Spout Reach: 4 25/32"	Center Dimensions: 4"
Flow Rate: 1.5 gpm	Maximum Countertop Thickness: 1 3/8"



Limited Lifetime Warranty

Coda™ Series

FUS-13803

Style:

8" Widespread 2-Handle Faucets

Features:

All-Metal Construction for Maximum Durability
Two-Handle Temperature & Flow Control
Top-Quality ¼ Turn Cartridge for Reliable Operation
High Performance / Low Flow Neoperl Aerator
Flawless Corrosion & Rust-Resistant Finish
Lead-Free AB1953 Certified
Three-Hole Installation Coordinates with Any Basin or Undermount Sink
Maximum 1.5gpm @ 60 PSI, 5.7 L/Min
½" IPS Connections
Pop Up Drain Included

Certifications:

cUPC	NSF/ANSI 61
NSF/ANSI 372	ADA/ANSI A117.1
CalGreen	Meets ASME A112.18.1M/A112.18.1
EPA WaterSense	1.5gpm 5.7L/min maximum
Lead Free	

Dimensions:

Faucet Height: 6 9/16"	Number Of Holes Required: 3
Aerator Clearance: 4 15/32"	Faucet Hole Size Requirement: 1 1/4"
Spout Height: 5 7/8"	Center Dimensions: 6" – 12"
Spout Reach: 4 13/16"	Maximum Countertop Thickness: 1 3/8"
Flow Rate: 1.5 gpm	

Limited Lifetime Warranty





Aquila™ Series

Add a sophisticated modern touch to your bathroom décor with the Aquila™ family of faucets. These sleek, universal faucets feature precise lines and streamlined silhouettes, making them ideal for the transitional and contemporary bathroom alike. Designed to replicate the shape of the spout, the slim single-lever handles enhance the visual impact of the minimalist body.

Every Aquila™ faucet is manufactured using top-quality components, including a best-in-industry Kerox ceramic cartridge for reliable drip-free use and a high performance/low flow Neoperl aerator.

Two installation options are available, for a range of applications: The vessel model can be paired with all semi-recessed and vessel sinks; the basin model coordinates with all undermount and basin sinks. A choice of finish is available to customize the look: Brushed nickel adds an industrial edge, while chrome creates a refined, polished appearance.

Outfit your bathroom in style with the Aquila™ series, and experience Kraus Quality at its best.

KRAUS INTRODUCES NEW BATHROOM FAUCET FAMILY

A touch of ultramodern style for your décor

5/2015 • Port Washington, NY

Add a sophisticated modern edge to your bathroom décor with the Aquila™ family of faucets from Kraus. The sleek, universal faucets feature precise lines and streamlined silhouettes, making them ideal for the transitional and contemporary bathroom alike. Designed to replicate the shape of the spout, the slim single-lever handles enhance the visual impact of the minimalist body. The Aquila™ series is manufactured using top-quality components, including a best-in-industry Kerox ceramic cartridge for reliable drip-free use and a high performance/low flow Neoperl aerator to reduce water waste without compromising pressure. Two installation options are available, for a range of applications. The vessel model can be paired with all semi-recessed and vessel sinks; the basin model coordinates with all undermount and basin sinks. A choice of finish is available to customize the look: Brushed nickel adds an industrial edge, while chrome creates a refined, polished appearance.

Outfit your bathroom in style with the Aquila™ series, and experience Kraus Quality at its best.

About Kraus USA: Headquartered in NY, with distribution facilities worldwide, Kraus USA has been operating for over 10 years with one simple mission: To bring the best to our customers, exceeding expectations when it comes to quality, style, and value. With Kraus, you get more for your money than just beautiful and durable kitchen & bath fixtures. You get a reliable, consumer-focused experience, from selection to installation, to care & maintenance, and beyond.

Learn more about us at www.kraususa.com





FUS-13901



FVS-13900



SINGLE LEVER BASIN FAUCET

Premier Collection™ | **Aquila™**



- Single Lever Design for Effortless Flow Control
- Kerox** Ceramic Cartridge (tested w/ 500,000 cycles)
- Flawless Corrosion & Rust-Resistant Finish
- All-Metal Construction for Maximum Durability
- Lead-Free Waterways **AB1953 Certified**
- High Performance / Low Flow **Neoperl** Aerator
- Single-Hole Installation Coordinates with Any Basin or Undermount Sink



CHROME
(CH)



BRUSHED NICKEL
(BN)



Eco Friendly



Water Efficient Model



Long-Life Ceramic Cartridge

1.5
GPM FLOW RATE

Uses 30% Less Water

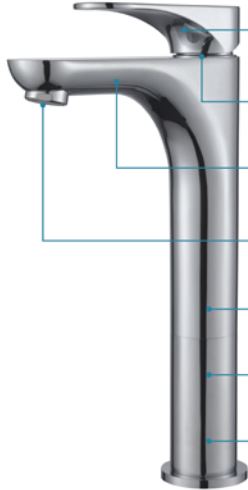


Experience Kraus Quality



SINGLE LEVER VESSEL FAUCET

Premier Collection™ | **Aquila™**



- Single Lever Design for Effortless Flow Control
- Kerox** Ceramic Cartridge (tested w/ 500,000 cycles)
- Lead-Free Waterways **AB1953 Certified**
- High Performance / Low Flow Adjustable **Neoperl** Aerator
- Single-Hole Installation Coordinates with Any Vessel Sink
- Flawless Corrosion & Rust-Resistant Finish
- All-Metal Construction for Maximum Durability




CHROME
(CH)



BRUSHED NICKEL
(BN)



Eco Friendly



Water Efficient Model



Long-Life Ceramic Cartridge

1.5
GPM FLOW RATE

Uses 30% Less Water



Experience Kraus Quality

Aquila™ Series

FUS-13901



Style:

Basin Faucets

Features:

All-Metal Construction for Maximum Durability
Single Lever Design for Effortless Flow Control
Kerox Ceramic Cartridge (tested w/ 500,000 cycles)
High Performance / Low Flow Neoperl Aerator
Flawless Corrosion & Rust-Resistant Finish
Lead-Free Waterways AB1953 Certified
Single-Hole Installation Fits Any Basin or Undermount Sink
Maximum 1.5gpm @ 60 PSI, 5.7 L/Min
Lift Rod Drain Included

Certifications:

cUPC	NSF/ANSI 61
NSF/ANSI 372	ADA/ANSI A117.1
CalGreen	Meets ASME A112.18.1M/A112.18.1
EPA WaterSense	1.5gpm 5.7L/min maximum
Lead Free	

Dimensions:

Faucet Height: 6 5/32"	Flow Rate: 1.5 gpm
Aerator Clearance: 3 31/32"	Number Of Holes Required: 1
Spout Height: 4 15/16"	Faucet Hole Size Requirement: 1 3/8"
Spout Reach: 4 5/16"	Maximum Countertop Thickness: 1 3/8"



Limited Lifetime Warranty

Aquila™ Series

FVS-13900



(CH)



(BN)



(ORB)

Style:

Vessel Faucets

Features:

All-Metal Construction for Maximum Durability
Single Lever Design for Effortless Flow Control
Kerox Ceramic Cartridge (tested w/ 500,000 cycles)
High Performance / Low Flow Neoperl Adjustable Aerator
Flawless Corrosion & Rust-Resistant Finish
Lead-Free Waterways AB1953 Certified
Single-Hole installation Fits Any Vessel Sink
Maximum 1.5gpm @ 60 PSI, 5.7 L/Min

Certifications:

cUPC	NSF/ANSI 61
NSF/ANSI 372	ADA/ANSI A117.1
CalGreen	Meets ASME A112.18.1M/A112.18.1
EPA WaterSense	1.5gpm 5.7L/min maximum
Lead Free	

Dimensions:

Faucet Height: 11 7/16"	Flow Rate: 1.5 gpm
Aerator Clearance: 9 1/4"	Number Of Holes Required: 1
Spout Height: 10 7/32"	Faucet Hole Size Requirement: 1 3/8"
Spout Reach: 5 5/16"	Maximum Countertop Thickness: 1 3/8"

Limited Lifetime Warranty











Kräus®

1.800.775.0703

www.kraususa.com