

**CUTTING GUIDE**  
**GUÍA DE CORTAR**  
**GUIDE DE COUPE**



(1) 2" x 4" x 8' • 2" x 4" x 8' • 2 po x 4 po 8 pi



(1) 2" x 4" x 10' • 2" x 4" x 10' • 2 po x 4 po 10 pi



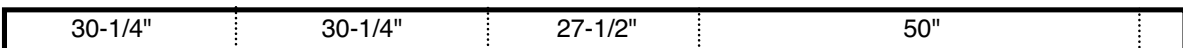
(2) 2" x 4" x 10' • 2" x 4" x 10' • 2 po x 4 po 10 pi



(1) 2" x 4" x 12' • 2" x 4" x 12' • 2 po x 4 po 12 pi



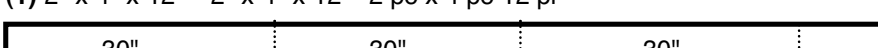
(1) 2" x 4" x 12' • 2" x 4" x 12' • 2 po x 4 po 12 pi



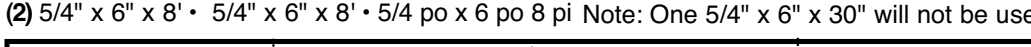
(1) 2" x 4" x 12' • 2" x 4" x 12' • 2 po x 4 po 12 pi



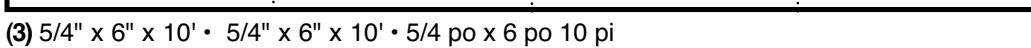
(1) 2" x 4" x 12' • 2" x 4" x 12' • 2 po x 4 po 12 pi



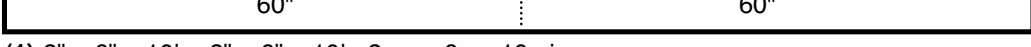
(2) 5/4" x 6" x 8' • 5/4" x 6" x 8' • 5/4 po x 6 po 8 pi Note: One 5/4" x 6" x 30" will not be used



(3) 5/4" x 6" x 10' • 5/4" x 6" x 10' • 5/4 po x 6 po 10 pi




(1) 2" x 6" x 10' • 2" x 6" x 10' • 2 po x 6 po 10 pi



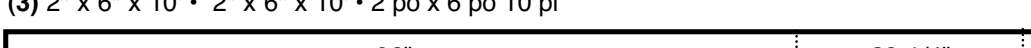
(3) 2" x 6" x 10' • 2" x 6" x 10' • 2 po x 6 po 10 pi



(3) 2" x 6" x 10' • 2" x 6" x 10' • 2 po x 6 po 10 pi




(1) 2" x 6" x 10' • 2" x 6" x 10' • 2 po x 6 po 10 pi



(1) 2" x 6" x 12' • 2" x 6" x 12' • 2 po x 6 po 12 pi



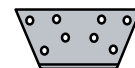
(1) 2" x 6" x 12' • 2" x 6" x 12' • 2 po x 6 po 12 pi



(7) 4" x 4" x 8' • 4" x 4" x 8' • 4 po x 4 po 8 pi



(1) 4" x 6" x 12' or (2) 2" x 6" x 12' • 4" x 6" x 12' or (2) 2" x 6" x 12' • 4 po x 6 po x 12 pi or (2) 2 pi x 6 pi x 12 po



Use EZ Frame Bracket as angle guide  
 Use el sostén de armazón EZ como una guía para el ángulo  
 Utiliser le support EZ Frame comme guide d'angle