



# EXTROL<sup>®</sup>

## Boiler System Expansion Tanks

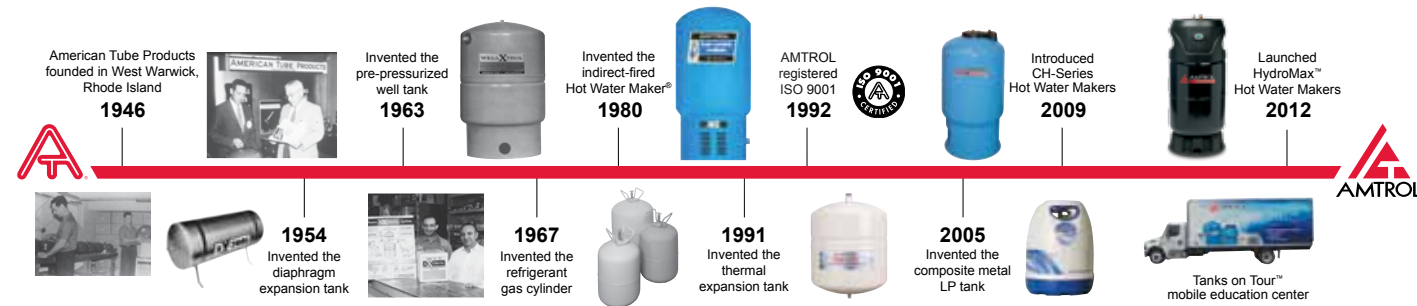


For Hydronic Heating, Radiant, Solar & Chilled Water Systems



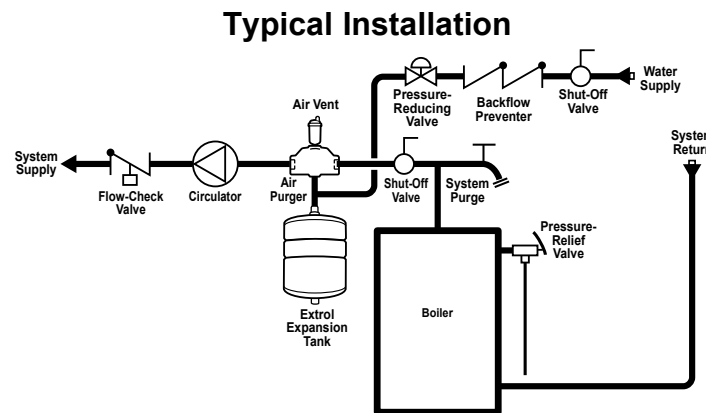
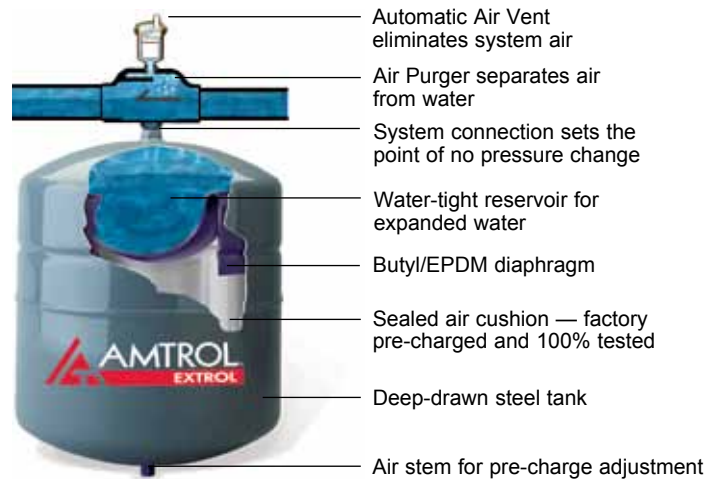
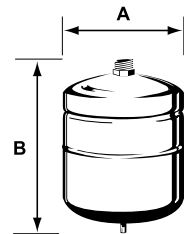
# EXTROL® Expansion Tanks

Amtrol Inc. designed and patented the first Extrol® diaphragm expansion tank to control system pressure and help reduce energy consumption in heating and chilled water systems. Over five decades later, Extrol is still the world's leading expansion tank and still proudly made in the USA.



## EXTROL

- Accepts expanded water as system temperature rises to reduce pressure build-up.
- Factory pre-charge: 12 psig.
- Maximum working pressure: 100 psig.
- Maximum operating temperature: 240°F.



## Specifications

Model Number	Tank Volume (Gallons)	Max. Accept. Volume (Gallons)	A Diameter (Inches)	B Height (Inches)	System Connection (NPTM)	Shipping Weight (lbs.)
EX-15	2.0	0.9	8	13	½	5
EX-30	4.4	2.5	11	16	½	9
EX-60	7.6	2.5	11	23	½	14
EX-90	14.0	11.3	15	21	½	23

## Combination Packages

Model Number	System Connection (NPTM)	EXTROL Model	Air Vent Model	Air Purger Model	Shipping Weight (lbs.)
EX-1500-100	1	EX-15	700-C	443	10
EX-1500-125	1 ¼	EX-15	700-C	444	10
EX-3000-100	1	EX-30	700-C	443	14
EX-3000-125	1 ¼	EX-30	700-C	444	14
EX-6000-125	1 ¼	EX-60	700-C	444	19
EX-6000-150	1 ½	EX-60	700-C	445	19

## Sizing

Boiler	Type of Radiation			
	Finned Tube Baseboard or Radiant Panel	Convectors or Unit Heaters	Radiators Cast Iron	Baseboard Cast Iron
Net Output in 1000'S of BTU/Hr.	Use Model	Use Model	Use Model	Use Model
MBH	Use Model	Use Model	Use Model	Use Model
25	EX-15	EX-15	EX-15	EX-15
50	EX-15	EX-15	EX-30	EX-30
75	EX-30	EX-30	EX-30	EX-60
100	EX-30	EX-30	EX-60	EX-60
125	EX-30	EX-60	EX-60	EX-90
150	EX-30	EX-60	EX-90	EX-90
175	EX-60	EX-60	SX-30V	SX-30V
200	EX-60	EX-60	SX-30V	SX-30V
250	EX-60	EX-90	SX-30V	SX-40V
300	EX-90	SX-30V	SX-30V	SX-40V
350	SX-30V	SX-30V	SX-40V	SX-60V
400	SX-30V	SX-40V	SX-40V	SX-60V

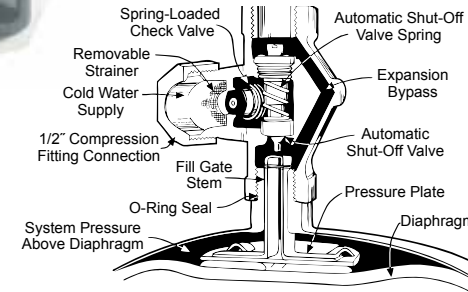
Sizing based on: 12 psig Fill; 30 psig Relief Valve; 200°F Average Temperature. For sizing with fluids other than water, visit [amtrol.com](http://amtrol.com), download the AMTROL App or consult AMTROL Technical Support.

# Special Application Expansion Tanks



## FILL-TROL® System

- Eliminates the need for a separate, automatic fill valve.
- Tank pressure controls system fill.
- Factory pre-charge: 12 psig.
- Fully adjustable up to a maximum working pressure of 100 psig.



## RADIANT EXTROL®

- For high-efficiency radiant systems.
- Plastic liner is compatible with barrier and non-barrier tubing.
- Suitable for use in glycol applications.
- Non-ferrous system connection for corrosion resistance.
- Factory pre-charge: 12 psig.
- Maximum working pressure: 100 psig.
- Maximum operating temperature: 200°F.



## SOLAR EXTROL®

- For high-efficiency solar systems.
- Suitable for use in glycol applications.
- Factory pre-charge: 25 psig.
- Maximum working pressure: 150 psig.
- Maximum operating temperature: 250°F.



## Specifications

Model Number	Tank Volume (Gallons)	Max. Accept. Volume (Gallons)	A Diameter (Inches)	B Height (Inches)	System Connection (NPTF)	Shipping Weight (lbs.)
FT-109	2.0	0.9	8	13	½	6
FT-110	4.4	2.5	11	16	½	10
FT-111	7.6	2.5	11	23	½	15
FT-112	14.0	11.3	15	21	½	24

Note: A standard EXTROL tank is not interchangeable with a FILL-TROL tank. FT-109 is equivalent to EX-15; FT-110 is equivalent to EX-30; FT-111 is equivalent to EX-60 and FT-112 is equivalent to EX-90.

## Combination Packages

Model Number	System Connection (NPTF)	FILL-TROL Model	Air Vent Model	Air Purger Model	Shipping Weight (lbs.)
FT-109-100	1	109	700-C	443	10
FT-109-125	1 ¼	109	700-C	444	10
FT-110-100	1	110	700-C	443	14
FT-110-125	1 ¼	110	700-C	444	14
FT-111-125	1 ¼	111	700-C	444	18

## Specifications

Model Number	Tank Volume (Gallons)	Max. Accept. Volume (Gallons)	A Diameter (Inches)	B Height (Inches)	System Connection	Shipping Weight (lbs.)
RX-15	2.0	0.9	8	13	½ NPTM	5
RX-30	4.4	3.2	11	16	½ NPTM	9
RX-60	10.3	10.3	15	19	¾ NPTF	23

## Sizing

Feet of Tubing	Nominal Pex Tubing Size				
	3/8"	1/2"	5/8"	3/4"	1"
1,000	RX-15	RX-15	RX-15	RX-15	RX-15
5,000	RX-15	RX-15	RX-15	RX-30	RX-30
7,500	RX-15	RX-15	RX-30	RX-30	RX-60
10,000	RX-15	RX-30	RX-30	RX-60	RX-60
14,000	RX-15	RX-30	RX-60	RX-60	
18,000	RX-30	RX-60	RX-60	RX-60	
22,000	RX-30	RX-60	RX-60		
30,000	RX-30	RX-60			Contact Amtrol

Sizing based on: Fill Pressure 12 psig; Relief Pressure 30 psig; Average Temperature 120°F; System filled with water. For glycol applications, consult AMTROL Technical Support.

## Specifications

Model Number	Tank Volume (Gallons)	Max. Accept. Volume (Gallons)	A Diameter (Inches)	B Height (Inches)	System Connection (NPTM)	Shipping Weight (lbs.)
SE-15	2.0	0.9	8	13	½	5
SE-30	4.4	2.5	11	16	½	9
SE-60	7.6	2.5	11	23	½	14

For Precise Sizing, visit [www.amtrol.com](http://www.amtrol.com) or consult AMTROL Technical Support.

## Sizing

System Volume (Gallons)	Average System Operating Temperature				
	140°F	160°F	180°F	200°F	220°F
10	SE-15	SE-15	SE-15	SE-15	SE-15
20	SE-30	SE-30	SE-30	SE-30	SE-30
30	SE-30	SE-30	SE-60	SE-60	SE-60
40	SE-60	SE-60	SE-60		
50	SE-60	SE-60			Contact Amtrol

Sizing based on: 50% Water and Propylene Glycol Max; 25 psig Fill; 50 psig Relief Valve. For other applications, consult AMTROL Technical Support.



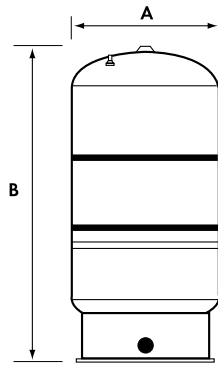
# EXTROL® Floor-Standing Models

Extrol floor-standing models are designed for large residential and light commercial applications. These non-ASME tanks are available in sizes up to 86 gallons and can be used with high output boilers up to 1,500,000 BTU's. ASME Commercial tanks are also available and can be found in catalog MC 2682.

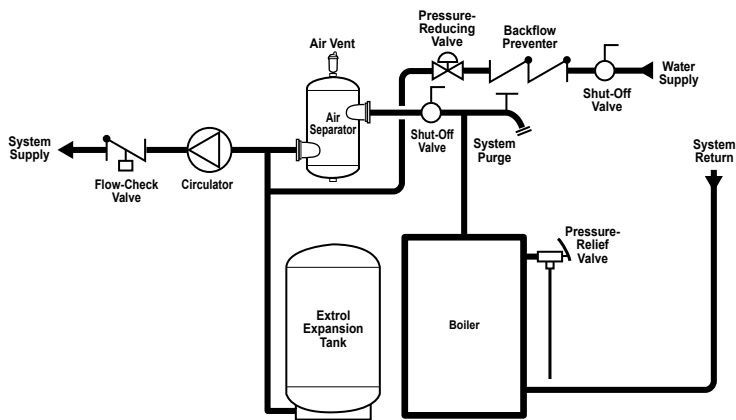


## EXTROL SX Series

- Factory pre-charge: 12 psig.
- Maximum working pressure: 100 psig.
- Maximum operating temperature: 240°F.



## Typical Installation



## Specifications

Model Number	Tank Volume (Gallons)	Max. Accept. Volume (Gallons)	A Diameter (Inches)	B Height (Inches)	System Connection (NPTF)	Shipping Weight (lbs.)
SX-30V	14	11.3	15	25	1	25
SX-40V	20	11.3	15	33	1	33
SX-60V	32	11.3	15	48	1	43
SX-90V	44	34.0	22	36	1¼	69
SX-110V	62	34.0	22	47	1¼	92
SX-130V	81	34.0	22	56	1¼	103
SX-160V	86	46.0	26	47	1¼	123

## Sizing

Boiler Net Output in 1000's of BTU	Type of Radiation and Piping System			
	Finned Tube Baseboard or Radiant Panels with Series Loop System	Convectors or Unit Heaters with One Pipe System	Radiators or One Pipe System	Cast Iron Radiators with Series Loop System
200	SX-30V	SX-30V	SX-30V	SX-30V
250	SX-30V	SX-30V	SX-30V	SX-40V
300	SX-30V	SX-30V	SX-40V	SX-40V
350	SX-30V	SX-30V	SX-40V	SX-60V
400	SX-30V	SX-40V	SX-60V	SX-60V
450	SX-40V	SX-40V	SX-90V	SX-90V
500	SX-40V	SX-40V	SX-60V	SX-90V
550	SX-40V	SX-60V	SX-60V	SX-90V
600	SX-40V	SX-60V	SX-90V	SX-90V
650	SX-60V	SX-60V	SX-90V	SX-90V
700	SX-60V	SX-60V	SX-90V	SX-90V
750	SX-60V	SX-60V	SX-90V	SX-110V
800	SX-60V	SX-90V	SX-90V	SX-110V
850	SX-60V	SX-90V	SX-90V	SX-110V
900	SX-60V	SX-90V	SX-110V	SX-110V
950	SX-90V	SX-90V	SX-110V	SX-110V
1,000	SX-90V	SX-90V	SX-110V	SX-110V
1,100	SX-90V	SX-90V	SX-110V	SX-130V
1,200	SX-90V	SX-90V	SX-110V	SX-130V
1,300	SX-90V	SX-110V	SX-130V	SX-160V
1,400	SX-110V	SX-130V	SX-160V	SX-160V
1,500	SX-110V	SX-130V	SX-160V	(2)SX-110V

Sizing based on: Average Boiler Water Volume; Average Water Volume;  
Fill Pressure 12 psig; Relief Pressure 30 psig  
For other boiler sizes or operating conditions, consult AMTROL Technical Support.



1400 Division Road, West Warwick, RI USA 02893  
T: 800.426.8765 F: 800.293.1519  
www.amtrol.com

