



A...VR series
INSTALLATION GUIDE



APPLICATION

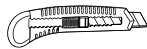
- For supply and exhaust ventilation, air conditioning and air heating.
- Mounting in drop ceiling, dry walls and more.

DESIGN

- Made of high quality plastic (ABS plastic or polystyrene).
- Special aerodynamic disk valve design ensures uniform air distribution.
- Easy mounting with spacing lugs.
- The internal part has a sealing ring for more tight fit.

INSTALLATION

TOOLS REQUIRED

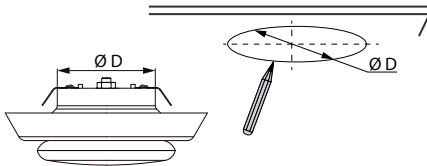


Knife

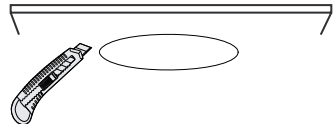


Pencil

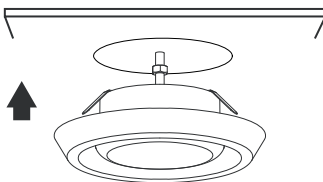
A) TRACE THE HOLE



B) CUT THE HOLE



C) ATTACH THE AIR DIFFUSER TO A DROP CEILING



D) ADJUSTMENT



Rotate diffuser central part clockwise to reduce airflow or counterclockwise to enhance.

