



Model 710

Pressure Vacuum Breaker Assembly

Application

Designed for installation on irrigation water lines to protect against backsiphonage of contaminated water into the potable water supply. Assembly shall provide protection where a potential health hazard exists.

Standards Compliance


- ASSE® Listed 1020
- IAPMO® Listed
- Approved by the Foundation for Cross Connection Control and Hydraulic Research at the University of Southern California

Materials

Main valve body	Cast Bronze ASTM B584
Fasteners	Stainless Steel, 300 Series
Elastomers	Silicone (FDA approved) Buna Nitrile (FDA approved)
Polymers	Noryl™ Delrin® (FDA approved)
Springs	Stainless Steel, 300 series

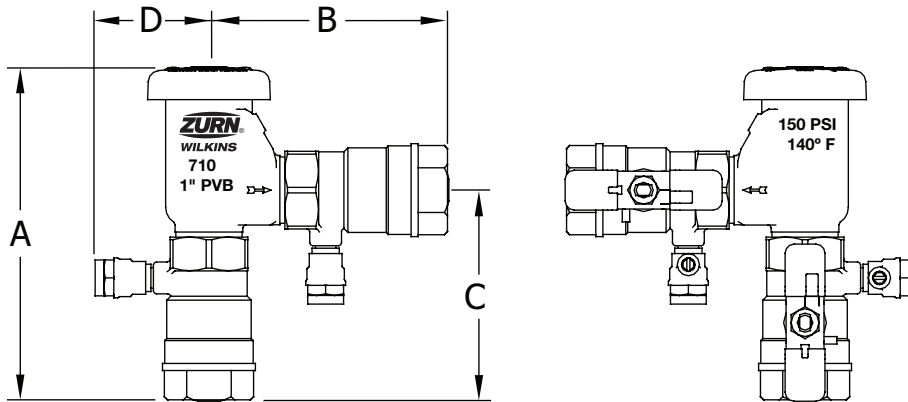
Features

Sizes:	3/4", 1"
Maximum working water pressure	150 PSI
Maximum working water temperature	140°F
Hydrostatic test pressure	300 PSI
End connections threaded	ANSI B1.20.1



Accessories

- Repair kit (complete)
- Water Hammer Arrester (Model 1260XL)
- QT-SET Quick Test Fitting Set



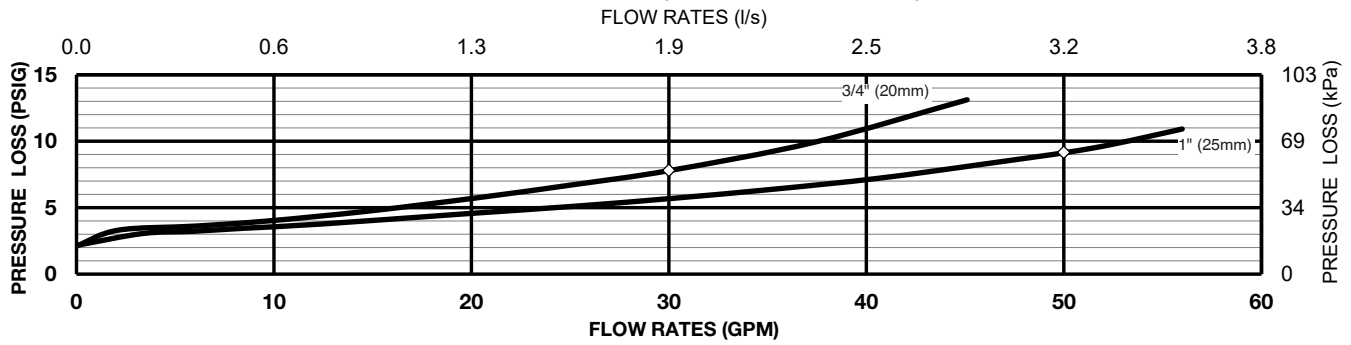
Dimensions & Weights (do not include pkg.)

MODEL SIZE		DIMENSIONS (approximate)								WEIGHT	
		A		B		C		D			
in.	mm	in.	mm	in.	mm	in.	mm	in.	mm	lbs.	kg
3/4	20	6 1/4	159	4 1/4	108	3 7/8	98	2 3/8	60	2.6	1.2
1	25	6 3/4	172	4 7/8	124	4 3/8	111	2 5/8	67	3.7	1.7

Zurn Industries, LLC | Wilkins
 1747 Commerce Way, Paso Robles, CA U.S.A. 93446 Ph. 855-663-9876, Fax 805-238-5766
 In Canada | Zurn Industries Limited
 7900 Goreway Drive, Unit 10, Brampton, Ontario L6T 5W6, 877-892-5216
www.zurn.com

Rev. B
 Date: 1/20
 Document No. BF-710
 Product No. Model 710

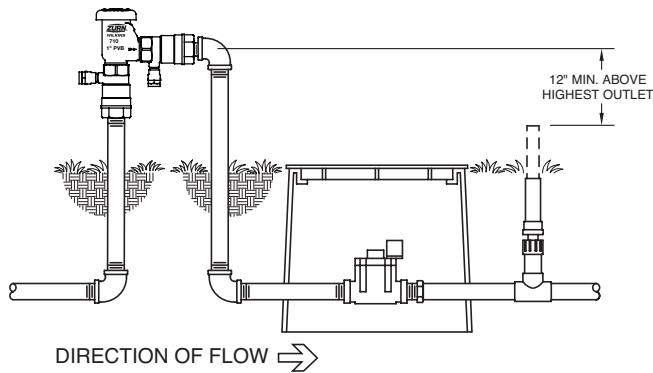
MODEL 710 3/4" & 1" (STANDARD & METRIC)



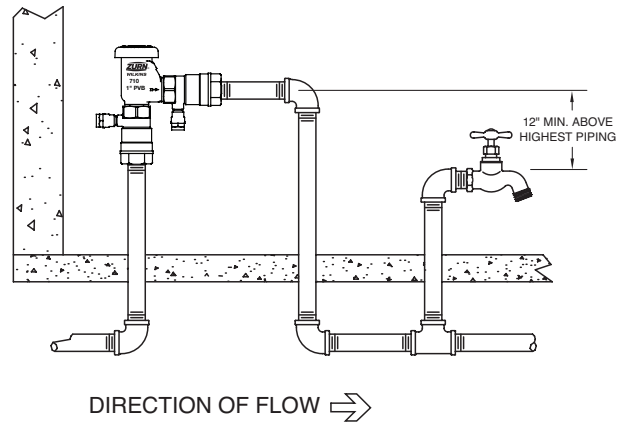
Typical Installation

Local codes shall govern installation requirements. Unless otherwise specified, the assembly shall be mounted at a minimum of 12" (305mm) above the highest piping or outlet downstream of the device. Install with adequate drain and sufficient side clearance for testing and maintenance. The installation shall be made so that no part of the unit can be submerged. A pressure vacuum breaker cannot be installed where back-pressure could occur or where spillage of water from vent could cause damage.

Capacity thru Schedule 40 Pipe				
Pipe size	5 ft/sec	7.5 ft/sec	10 ft/sec	15 ft/sec
1/8"	1	1	2	3
1/4"	2	2	3	5
3/8"	3	4	6	9
1/2"	5	7	9	14
3/4"	8	12	17	25
1"	13	20	27	40
1 1/4"	23	35	47	70
1 1/2"	32	48	63	95
2"	52	78	105	167



OUTDOOR INSTALLATION



INDOOR INSTALLATION

Specifications

The Pressure Vacuum Breaker shall be ASSE 1020 approved, and supplied with full port ball valves. The main body shall be bronze (ASTM B584), the loaded-air inlet shall use an stainless steel spring and silicone o-ring. The entire assembly shall be accessible for maintenance and testing without removing the device from the line. The Pressure Vacuum Breaker shall be a Zurn Wilkins Model 710.