

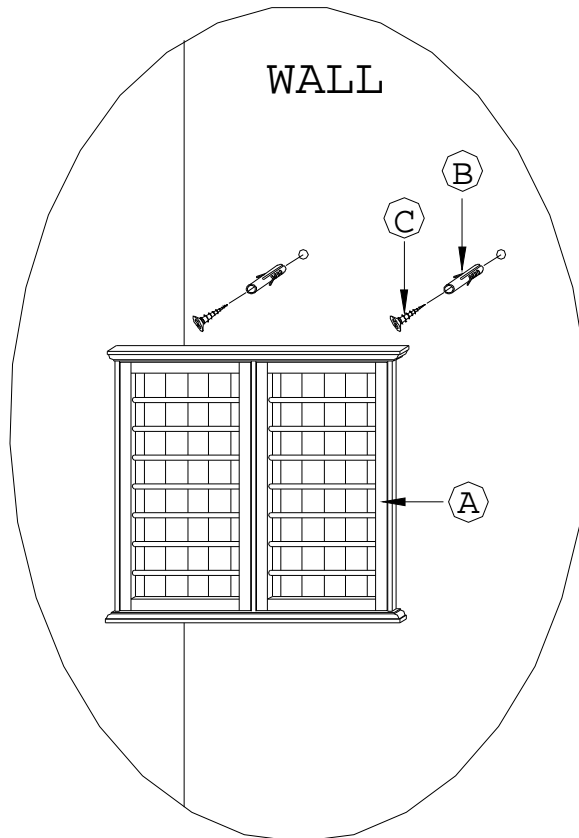
Home Decorators

— Collection —

BF-22965 MADISON COLLECTION LAUNDRY DRYING RACK

ASSEMBLY INSTRUCTIONS

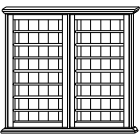


Made In China



ASSEMBLY PANEL (A)

- DRILL TWO SMALL HOLES INTO THE WALL EQUAL DISTANCE AS THE HOLES ON THE PANEL .
- INSERT 2 HANGER(B) INTO THE WALL HOLES AND ROTATE THE 2 SCREWS(C) INTO HANGER(B) .
- FINALLY, HANG THE CABINET ONTO THE SCREWS(C) .

PARTS LIST

A	B	C
		
PANEL-1PC	HANGER-2PCS	SCREWS-2PCS

