

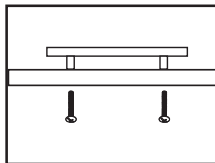
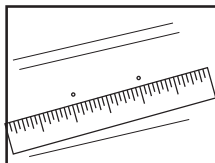
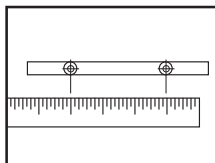
BAR PULL



Ideal for wood doors.

INSTRUCTIONS:

1. Measure the distance between the screw holes on the back of the pull to determine the correct spacing
2. Position the pull in desired location
3. Mark screw location based on the above screw hole measurements
4. Drill $3/32$ in pilot holes
5. Install and tighten screws



WARNING: This product contains chemicals known to the State of California to cause cancer and birth defects or other reproductive harm.

ADVERTENCIA: Este producto contiene químicos que el estado de California reconoce como causantes de cáncer, malformaciones congénitas y otros daños al sistema reproductor.

MADE IN / HECHO EN CHINA
DISTRIBUTED BY / DISTRIBUIDO POR
HOME DEPOT
2455 PACES FERRY RD., N.W.
ATLANTA, GA 30339
HOMEDEPOT.COM

