



# Owner's Manual

## Electric Fireplace

### Freestanding Type Only

Copyright ShopRangeHoods.com© 2016

Office: +1 (626) 321-9834

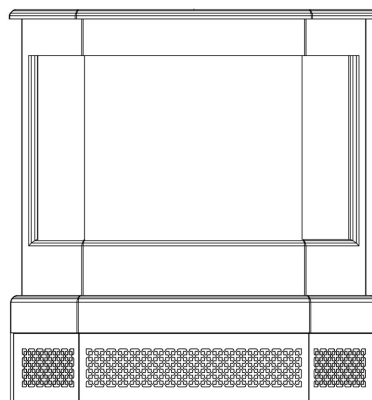
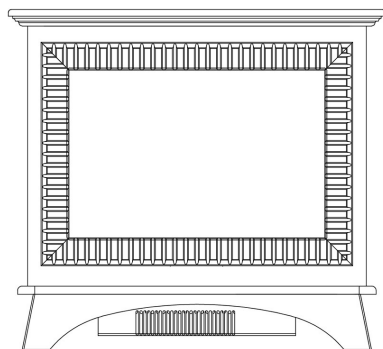
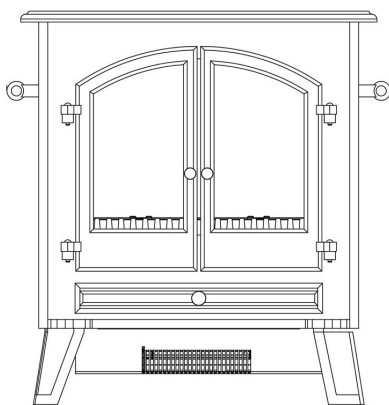
Email: [support@shoprangehoods.com](mailto:support@shoprangehoods.com)

Distributed by ShopRangeHoods.com

Manufactured by AKDY

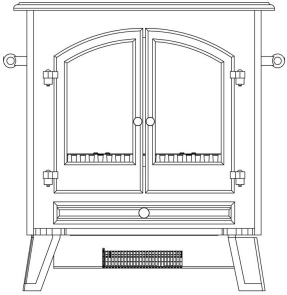
FOR RESIDENTIAL USE ONLY IN US & CA

WARRANTY VOID OUTSIDE US & CA

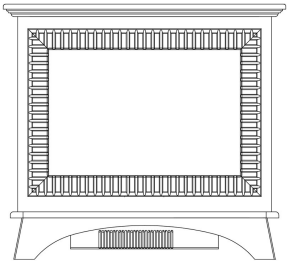


# Product Information

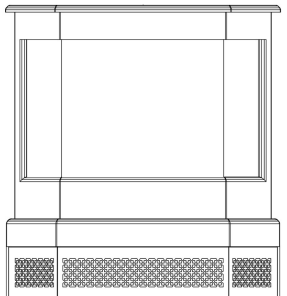
## PRODUCT DIMENSIONS



FP0004	15.8" (L) x 9.8" (D) x 21" (H)
FP0005	15.8" (L) x 9.8" (D) x 21" (H)
FP0006	15.8" (L) x 9.8" (D) x 21" (H)
FP0032	25.67" (H) x 25" (W) x 14.09" (D)
FP0033	26.1" (H) x 23.22" (W) x 14.09" (D)
FP0034	21.54" (H) x 15.35" (W) x 11.06" (D)
FP0035	21.54" (H) x 15.35" (W) x 11.06" (D)
FP0036	21.54" (H) x 15.35" (W) x 11.06" (D)
FP0037	21.97" (H) x 20.04" (W) x 13.9" (D)
FP0038	21.97" (H) x 20.04" (W) x 13.9" (D)
FP0039	21.97" (H) x 20.04" (W) x 13.9" (D)



FP0030	24.92" (H) x 23.22" (W) x 11.37" (D)
--------	--------------------------------------



FP0031	24.33" (H) x 27" (W) x 12.4" (D)
--------	----------------------------------

## PACKAGE CONTENTS

Main Unit: 1 pc.

## SPECIFICATIONS

1500-watts Max	Wall Switch and Dial Controls
5200 BTUs	Tempered Glass
120V	400 sq. ft. Heating Area
60 Hertz	Freestanding Use Only
LED Lights	
Logs	

# Important Safety Information

1. When using electrical appliances, basic precautions should always be followed to reduce the risk of fire, electric shock, and injury to persons, including the following:
2. Read all instructions before using the electric fireplace. The electric fireplace is hot when in use. To avoid burns, do not let bare skin touch hot surfaces. The trim around the electric fireplace outlet becomes hot during operation. Keep combustible materials, such as furniture, pillows, bedding, papers, clothes, and curtains at least three (3) feet (0.9 m) from the front of the unit.
3. Extreme caution is necessary when any electric fireplace is used by or near children whenever the unit is left operating and unattended.
4. Always unplug the electric fireplace when not in use.
5. Do not operate any unit with a damaged cord or plug, if the electric fireplace has malfunctioned, or if the electric fireplace has been dropped or damaged in any manner. Return electric fireplace to authorized service facility for examination, electrical or mechanical adjustment, or repair.
6. Do not use outdoors.
7. The electric fireplace is not intended for use in laundry areas and similar indoor locations. Never locate electric fireplace where it may fall into a bathtub or other water container.
8. Do not run the cord under carpeting. Do not cover cord with throw rugs, runners, or the like. Arrange cord away from walk areas where it will not be tripped over.
9. To disconnect the unit, turn the controls off, then remove the plug from the outlet.
10. Do not insert or allow foreign objects to enter any ventilation or exhaust opening as this may cause an electric shock or fire, and damage to the electric fireplace.
11. To prevent a possible fire, do not block air intake or exhaust in any manner. Do not use on soft surfaces, like a bed, where openings may become blocked.
12. All electrical electric fireplaces have hot and arcing or sparking parts inside. Do not use in areas where gasoline, paint, or flammable liquids are used or stored where the unit can be exposed to flammable vapors.
13. Do not modify the electric fireplace. Use it only as described in this manual. Any other use not recommended by the manufacturer may cause fire, electric shock or injury to persons.
14. Avoid the use of an extension cord. Extension cords may overheat and cause a risk of fire. If you must use an extension cord, the cord must be No. 14 AWG minimum size and rated no less than 1875 Watts.
15. Do not burn wood or other materials in the electric fireplace.
16. Do not strike the fireplace glass.
17. Always use a certified electrician should new circuits or outlets be required.
18. Always use properly grounded, fused and polarized outlets.
19. Disconnect all power supply before performing any cleaning, maintenance or relocation of the unit.
20. When transporting or storing the unit and cord, keep in a dry place, free from excessive vibration and store so as to avoid damage.



# Instructions & Requirements

## USER INSTRUCTIONS

1. Any repairs to this appliance should be carried out by qualified / authorized service personnel only.
2. Under no circumstances should this appliance be modified parts having to be removed for servicing must be replaced with original "OEM "(original equipment manufacturer) parts only.
3. This firebox is to be cleaned with a damp cloth (water) only.
4. Please unplug this firebox when not in use.

**IMPORTANT:** Always unplug the power cord before cleaning the unit. Do not use any abrasive cleaners on the unit.

## GENERAL INSTRUCTIONS

- \* Unpack the electric fireplace carefully and retain the packaging for possible future use, In the event of moving or returning the fire to your supplier.
- \* The electric fireplace incorporates a flame effect, which can be used with or without heat..
- \* Before connecting the electric fireplace, check that the supply voltage is the same as that stated on the electric fireplace.

## ELECTRICAL REQUIREMENTS

**WARNING – THIS APPLIANCE MUST BE EARTHED**

- \* This electric fireplace must be used on AC supply only and the voltage marked on the electric fireplace must correspond to the supply voltage.
- \* Before switching on, please read the safety warnings and operating instructions.

**WARNING:** Electrical outlet wiring must comply with local building codes and other applicable regulations to reduce the risk of fire, electrical shock and injury to persons.

**WARNING:** Do not use this fireplace insert if any part of it has been under water. Immediately call a qualified service technician to inspect the firebox and replace any part of the electrical system which has been under water.

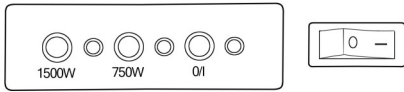
## LOCATION REQUIREMENTS

- \* When choosing a location for your new fireplace, ensure that the general instructions are followed. Also, for best effect install the fireplace out of direct sunlight.
- \* It is safe to set the fireplace close to non-combustibles.

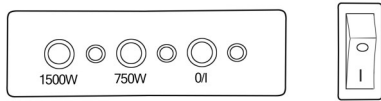
**DO NOT STORE OR USE GASOLINE OR OTHER FLAMMABLE VAPORS OR LIQUIDS IN THE VICINITY OF THIS OR ANY OTHER APPLIANCE.**

# Using the Control Panel and Remote

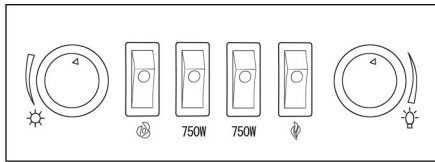
**Type A**



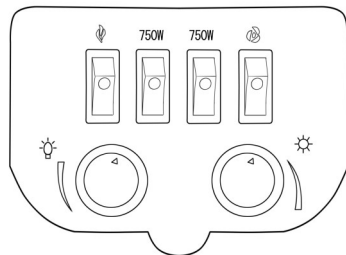
**Type B**



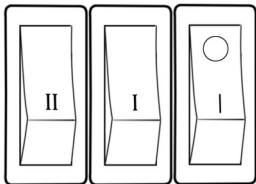
**Type C**



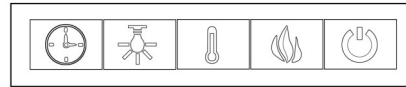
**Type D**



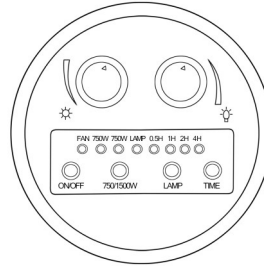
**Type E**



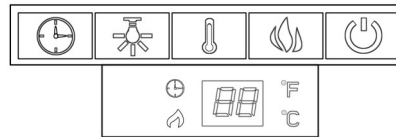
**Type F**



**Type G**

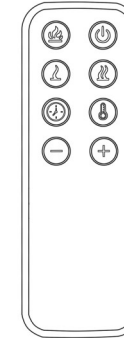


**Type H**

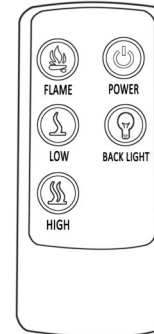


- Temperature Dial (far left): Increases or decreases the temperature.
- Flame ON/OFF: Turns on/off the flames and backlight
- Fan Switch: Enables or disables the fan
- Thermostat: Displays the current temperature
- Light Intensity Dial (far right): Controls the brightness of the flames and backlight
- Clock Button: Sets duration of timer before auto-shut off
- Light Bulb Button: Activates the backlighting
- Flame Button: Activates the simulated flames
- 1500W/750W Buttons: Activates the heating level

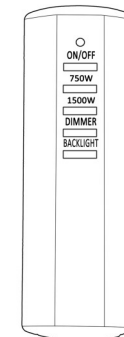
**Remote Type A**



**Remote Type B**



**Remote Type C**



# Care & Cleaning

## **USER INSTRUCTIONS**

1. Any repairs to this appliance should be carried out by qualified personnel who is experienced with electricity. If repairs are needed, please seek professional help when installing replacement parts.
2. Under no circumstances should this appliance be modified. Parts having to be removed for servicing must be replaced with original "OEM" (original equipment manufacturer) parts only. Warranty is null and void if modifications are made. Please see "Warranty" section of this manual for further information.
3. Please unplug this electric fireplace heater when not in use. Do not leave unsupervised.
4. This electric fireplace heater is to be cleaned with a damp cloth or mild cleaner safe on plastics only. Do not use abrasive solvents or cleaners that would harm the surface.
5. Dust your unit with a lint-free non-abrasive cloth or other household duster.
6. Tempered glass can be cleaned with glass cleaner with a non-abrasive cloth.
7. Do not apply excess force to glass when cleaning to prevent risk of cracking or damage.
8. Immediately dry your electric fireplace heater after cleaning.
9. The motors used to create the realistic flames (only on some SKUs) require no additional oiling or lubrication for its lifetime.

**IMPORTANT:** Always unplug the power cord before cleaning the unit.

## **GENERAL INSTRUCTIONS**

- \* Unpack the heater carefully and retain the packaging for future use. The original packaging may be needed for returns and warranty purposes.
- \* Before connecting the heater check that the supply voltage is the same as that stated on the heater.

## **RETURNS & WARRANTY**

We thank you for your purchase. If you are not satisfied with your purchase or have an issue with our product, please kindly let us know. Our full returns policy is outlined below. Carefully read over our terms before contacting us. If you have questions, our customer service team can be reached at: +1 (626) 321-9834 or support@shoprangehoods.com.

For 1-3 years from the date of purchase, when this major appliance is operated and maintained according to instructions attached to or furnished with the product, ShopRangeHoods.com will pay for Factory Specified Parts. This limited warranty is valid only in the United States or Canada and applies only when the major appliance is used in the country in which it was purchased. Outside the United States and Canada, this limited warranty is null and void. Proof of original purchase date is required to obtain service under this limited warranty.

## **DISCLAIMER OF IMPLIED WARRANTIES: LIMITATION OF REMEDIES**

CUSTOMER'S SOLE AND EXCLUSIVE REMEDY UNDER THIS LIMITED WARRANTY SHALL BE PRODUCT REPAIR AS PROVIDED HEREIN. IMPLIED WARRANTIES, INCLUDING WARRANTIES OF MERCHANTABILITY OR FITNESS FOR A PARTICULAR PURPOSE, ARE LIMITED TO ONE YEAR OR THE SHORTEST PERIOD ALLOWED BY LAW. SHOPRANGEHOODS.COM SHALL NOT BE LIABLE FOR INCIDENTAL OR CONSEQUENTIAL DAMAGES. SOME STATES AND PROVINCES DO NOT ALLOW THE EXCLUSION OR LIMITATION OF INCIDENTAL OR CONSEQUENTIAL DAMAGES, OR LIMITATIONS ON THE DURATION OF IMPLIED WARRANTIES OF MERCHANTABILITY OR FITNESS, SO THESE EXCLUSIONS OR LIMITATIONS MAY NOT APPLY TO YOU. THIS WARRANTY GIVES YOU SPECIFIC LEGAL RIGHTS, AND YOU MAY ALSO HAVE OTHER RIGHTS WHICH VARY FROM STATE TO STATE OR PROVINCE TO PROVINCE.

## **MANUFACTURER'S WARRANTY**

ShopRangeHoods.com provides a 3-year limited parts warranty for all range hoods, and a 1-year limited parts warranty for all bathtubs, tub fillers, kitchen sinks, shower heads, shower wands, shower panels, and electric fireplaces. Under this warranty, you (the customer), is entitled to replacement parts at no cost to repair and restore functionality if any part of the product were to fail. No labor is provided. Certain consumables that are not covered under this warranty include:

- \* Lights (halogen and LEDs)
- \* Carbon Filters
- \* Mesh or Baffle Filters
- \* Ducting

The above parts are guaranteed to last one year beginning from the date of purchase. If they fail prematurely or are defective within 1 year of purchase, ShopRangeHoods.com will replace them at no charge.

If a main unit or complete replacement has to be sent, ShopRangeHoods.com will require that the customer pay for shipping. Shipping for parts are free under the warranty period.

## **RETURNS, DAMAGES, MISSING PARTS**

### **Ground Shipments – Range Hoods, Shower Heads/Wands, Sinks, Tub Fillers**

We accept all returns within 30 days with return shipping to be paid by the customer if the item was:

- \* deemed unsuitable
- \* the wrong size
- \* purchased but not used
- \* an accidental purchase
- \* buyer's remorse

### **Resolution Process for Damages or Missing Items (Ground Shipments)**

- 1a. Customer provides images of damage (mandatory)
- 1b. Customer notifies us (ShopRangeHoods.com) for missing parts or items
- 2a. We send a replacement unit (discretionary)
- 2b. We send replacement parts
3. Customer is provided a new tracking number for the replacement or parts shipped via Ground shipping or Parcel

### **Freight Shipments – Bathtubs, Oversized Range Hoods**

All bathtubs will ship via freight. Due to the large size and weight, please allow approximately 2 weeks for the item to arrive. If you have received a freight shipment, please kindly:

- \* inspect for damages (ex: cracks, chips, etc.)
- \* inspect for missing parts or items part of a bundle

### **Resolution Process for Damages or Missing Items (Freight Shipments)**

- 1a. Customer provides images of damage (mandatory)
- 1b. Customer notifies us (ShopRangeHoods.com) for missing parts or items
- 2a. We send a replacement unit (discretionary)
- 2b. We send replacement parts
3. Customer is provided a new tracking number via our 3<sup>rd</sup> party LTL carrier for the replacement or parts

If the customer contacts us after the 30-day window for a return, ShopRangeHoods.com will require a 15-40% restocking fee to be applied to the return depending on the condition of the item and the number of days passed the standard 30-day window.

If shipping damage is noticeable upon arrival, please immediately reject the package, take pictures of the damages, and contact customer support for assistance.

If the item is delivered and arrived damaged, we will either send a

replacement and take back the damaged item, or send parts to repair the item depending on the severity of the damage. A full replacement will be issued only under our discretion. Under certain authorized vendors who carry our products, shipping damages that require a full replacement will require contacting the seller and not ShopRangeHoods.com.

All shipping damages must be reported within 30 days of delivery. Missing or lost items must be reported within 7 days of delivery. The customer must also notify the local authorities to obtain a police report if the tracking information shows the item as being delivered, but not received. A replacement part or unit will be shipped out only if these rules are met. After the 30-day window for damaged items or 7 days for lost and missing packages, ShopRangeHoods.com reserves the right to not ship replacement parts or complete units. No exceptions will be made and we will not be held responsible.

## **WARRANTY EXCLUSIONS**

The included warranty is null/void and does not cover the following conditions:

1. Service calls to correct the installation of your major appliance, to instruct you on how to use your major appliance, to replace or repair house fuses, or to correct house wiring or plumbing.
2. Service calls to repair or replace appliance light bulbs, air filters or water filters. Consumable parts are excluded from warranty coverage.
3. Repairs when your major appliance is used for other than normal, single-family household use or when it is used in a manner that is contrary to published user or operator instructions and/or installation instructions.
4. Damage resulting from accident, alteration, misuse, abuse, fire, flood, acts of God, improper installation, installation not in accordance with electrical or plumbing codes, or use of consumables or cleaning products not approved by us.
5. Cosmetic damage, including scratches, dents, chips or other damage to the finish of your major appliance, unless such damage results from defects in materials or workmanship and is reported to us within 30 days from the date of purchase.
6. Any food loss due to refrigerator or freezer product failures.
7. Costs associated with the removal from your home of your major appliance for repairs. This major appliance is designed to be repaired in the home and only in-home service is covered by this warranty.
8. Repairs to parts or systems resulting from unauthorized modifications made to the appliance.
9. The removal and reinstallation of your major appliance if it is installed in an inaccessible location or is not installed in accordance with published installation instructions.
10. Major appliances with original model/serial numbers that have been removed, altered or cannot be easily determined. This warranty is void if the factory applied serial number has been altered or removed from your major appliance. The cost of repair or replacement under these excluded circumstances shall be borne by the customer.